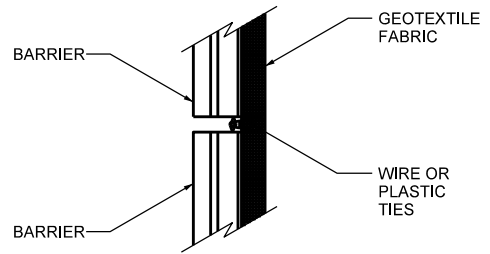
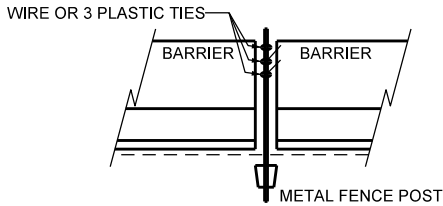


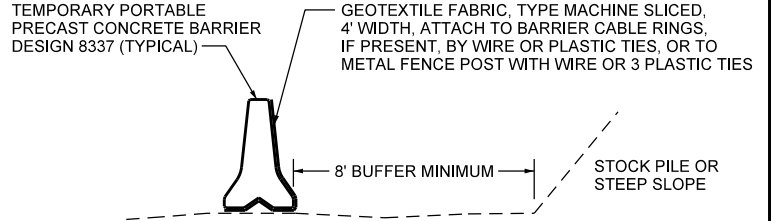
**BARRIER WITHOUT CABLE RINGS
TOP VIEW**



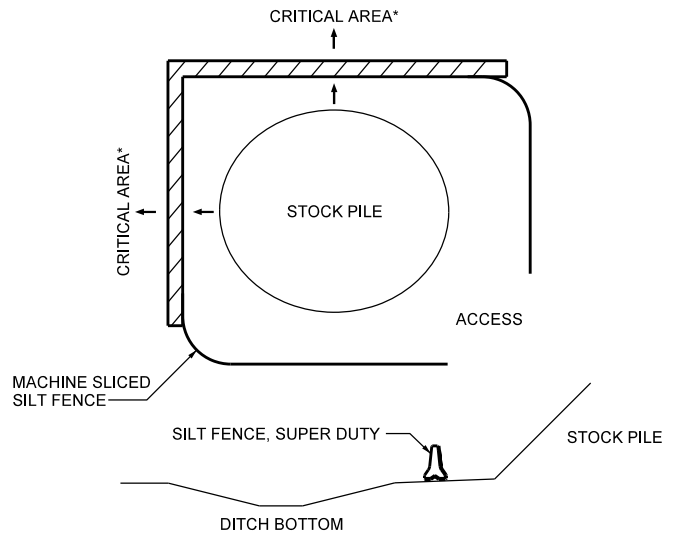
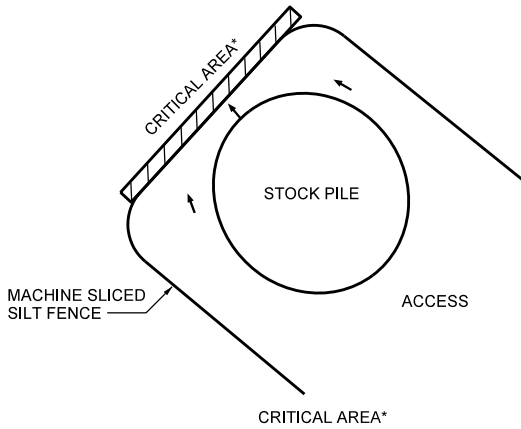
**BARRIER WITH CABLE RINGS
TOP VIEW**



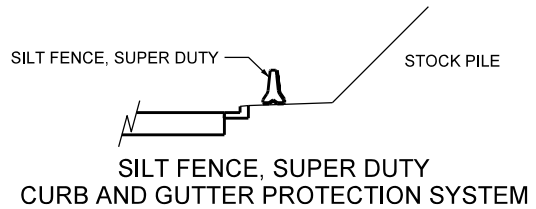
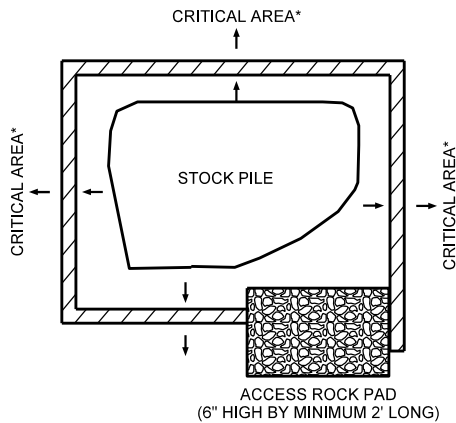
**BARRIER WITHOUT CABLE RINGS
SIDE VIEW**



SILT FENCE, SUPER DUTY
PAID FOR AS TEMP. PRECAST
CONCRETE MEDIAN BARRIER, DESIGN 8337
AND SILT FENCE, TYPE MACHINE SLICED



**SILT FENCE, SUPER DUTY
DITCH PROTECTION SYSTEM**



**SILT FENCE, SUPER DUTY
CURB AND GUTTER PROTECTION SYSTEM**

NOTES:
IT IS NOT RECOMMENDED TO PLACE STOCK PILES NEXT TO A CRITICAL AREA. WHEN THERE IS NO FEASIBLE ALTERNATIVE, THE SUPER DUTY SILT FENCE IS TO BE USED AS SHOWN OR DIRECTED BY THE ENGINEER.

 SUPER DUTY SILT FENCE
 MACHINE SLICED SILT FENCE

*CRITICAL AREAS INCLUDE WETLANDS, JUDICIAL DITCHES, STREAMS, WATER BODIES, AND OTHER AREAS IMPORTANT TO PROTECT.

MINNEAPOLIS CUSTOM
MNDOT SPEC. REF. 3886
NOT TO SCALE



DRW: DCD

DATE: 9/06

APP: HRS

DATE: 3/07

SUPER DUTY SILT FENCE

STANDARD
PLATE
NO.
SEWR-8009