

Minneapolis Department of Civil Rights
Contract Compliance Division
2nd Quarter Report

April - June 2017

Table of Contents

Introduction.....	3
Minority and Women Business Inclusion	4
Small and Underutilized Business Program	4
Goal Setting on City Procurement.....	4
Good Faith Effort Reviews.....	4
MBE and WBE Business Inclusion on Closed Construction and Development Projects	5
MBE and WBE Business Inclusion on Closed Construction and Development Projects	6
Minnesota Unified Certification Program	7
Female and Minority Workforce Inclusion	7
Female and Minority Workforce Inclusion on Closed Construction and Development Projects.....	8
Female and Minority Workforce Inclusion on Closed Construction and Development Projects	8
Affirmative Action	9
HUD Section 3 Program.....	9
Labor Compliance.....	11
Outreach Activities	11
Target Center Renovation	12
Conclusion	12
Appendix.....	13
Target Center Renovation	13
Inclusion on Priority Construction and Development Projects	15
Four Year Combined Totals – Closed Construction Projects	17
Closed Construction Projects 2017	18
Closed Construction Projects 2016	19
Closed Construction Projects 2015	21
Closed Construction Projects 2014	24

Introduction

The Minneapolis Department of Civil Rights Contract Compliance Division (“Division”) ensures that City of Minneapolis projects and contracts include women, minority, and low income people. The Division also ensures that workers on construction projects are paid in accordance with the law. This report summarizes the Division’s contract compliance activities through the second quarter of 2017.

Division Program Areas

Minority and Women Business Inclusion

- Administer the Small and Underutilized Business Program.
- Ensure minority and women owned businesses participate in City procurement.
- Conduct outreach to and certify minority and women owned businesses.

Female and Minority Workforce Inclusion

- Enforce City's construction workforce goals (of 6% female and 32% minority workers).
- Ensure female and minority construction workers are employed on City construction and development projects.
- Support partner organizations to increase the number of female and minority workers.

Affirmative Action

- Conduct pre-award compliance reviews of City contractors and Developers.
- Ensure adherence to Affirmative Action and Equal Employment Opportunity laws.
- Review and approve Affirmative Action Plans.

HUD Section 3 Program

- Administer the City's HUD Section 3 Program.
- Ensure low income resident and business inclusion on Section 3 covered projects.
- Conduct outreach to and certify low income residents and businesses as Section 3.

Labor Compliance

- Monitor and enforce prevailing wage laws and Federal Labor Standards Act on projects.
- Conduct pre-award compliance reviews of contractors and ensures workers are classified and paid correctly.
- Administer the back payment of wages to workers.

Minority and Women Business Inclusion

Small and Underutilized Business Program

The Division administers the Small and Underutilized Business Program (“SUBP”) which redresses past discrimination and aims to prevent discrimination against minority and women owned business enterprises (“MBEs and WBEs”) in City procurement.

Goal Setting on City Procurement

Each City procurement opportunity is reviewed for specific goals based on the project scope, subcontracting opportunities, and availability of qualified MBEs and WBEs¹. This process is known as “Goal Setting.” Goals may be set on contracts over \$100,000².

Through the second quarter the Division reviewed **91** procurement opportunities for goals.

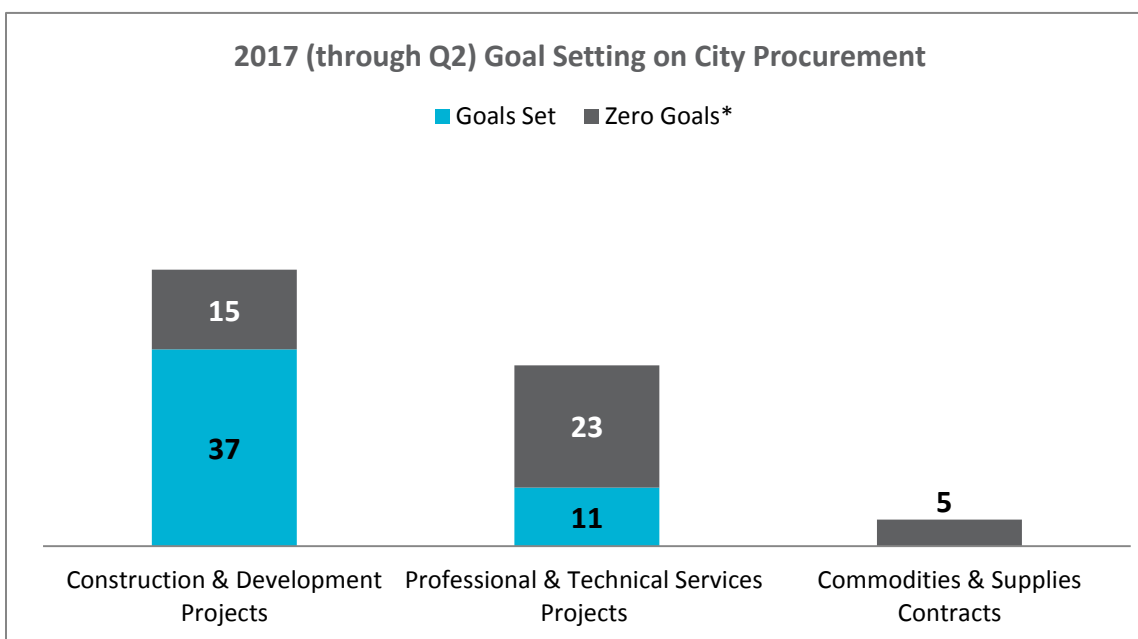


Figure 1: Displays number of procurement opportunities reviewed for project or contract specific goals.

Good Faith Efforts Reviews

A bidder or proposer must meet the established goals or demonstrate good faith efforts (make every necessary and reasonable effort) to meet the goals prior to bid or proposal submittal. To assist bidders and proposers in their good faith efforts to include MBEs and WBEs, a checklist of GFE requirements, a list of qualified MBEs and WBEs, and a memo that explains procedural requirements are provided with bid specifications and Requests for Proposals. If a bidder or proposer has not provided information at the time of bid opening that it will meet the contract goals, the Division will conduct a good faith effort (“GFE”) review to determine if the bidder or proposer made a good faith effort. Bidders or proposers not making a good faith effort are denied the contract. If the Division determines a bidder or proposer made a good faith effort, the Division will recommend the bidder be awarded the contract and it will be held accountable to its participation commitment. The Division conducts ongoing compliance to ensure contractors continue to make efforts to meet the established goals.

¹ Zero Goals: * Goals are set at zero if subcontracting opportunities are minimal, nonexistent, or there are insufficient numbers of available MBEs and WBEs

² See Minneapolis Code of Ordinance Ch. 423 (Small and Underutilized Business Program)

Through the second quarter, the Division conducted 28 pre-award reviews. In 10 out of 28 pre-award reviews, the bidder met the goals for minority and women business inclusion. In the other 18 pre-award reviews, the bidder that did not meet the goals, the Division conducted a good faith effort review of the bidder. Of the 18 GFE reviews 11 were approved to move forward and seven (7) were denied³.

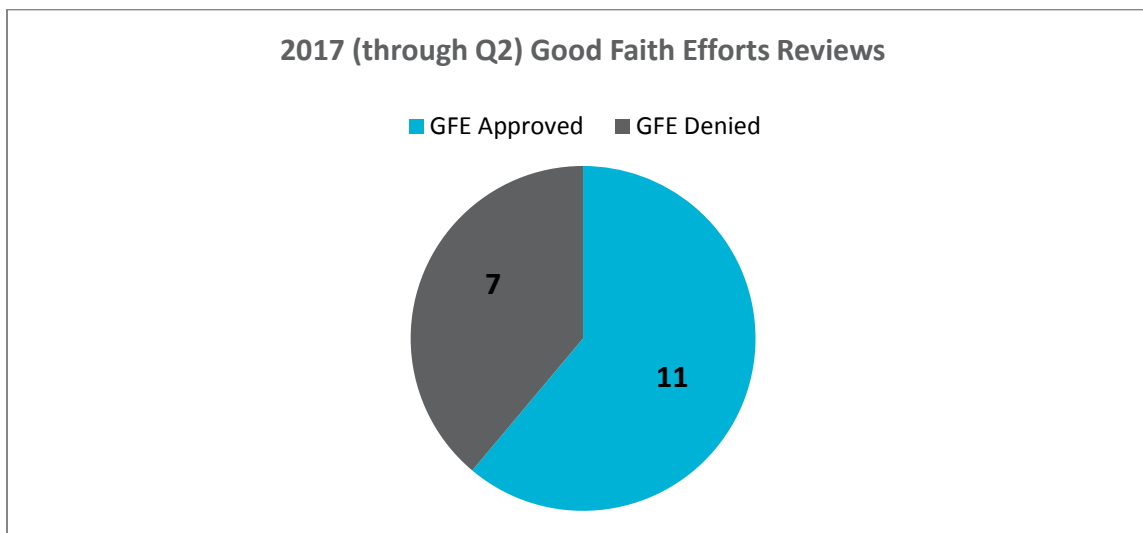


Figure 2: Shows number of contractors approved or denied after a good faith effort review.

MBE and WBE Business Inclusion on Closed Construction and Development Projects

Through the second quarter 19 construction and development projects with MBE and WBE inclusion goals were closed⁴ by the Division. The combined construction contract amount for the 19 projects was \$81,001,766. Of that, MBE participation was \$5,703,730 (7%) and WBE participation was \$4,706,992 (6%).

From 2014 to 2017 (through the second quarter) MBE and WBE total participation on closed construction and development projects was \$39,580,735 (7%) and \$48,322,729 (8%), respectively.

	# of Projects	Total Contract Amount	Participation ⁵	
			MBE	WBE
2014	43	\$228,256,622	\$17,670,260 (8%)	\$27,548,730 (12%)
2015	56	\$83,436,480	\$5,524,367 (7%)	\$5,474,611 (7%)
2016	37	\$189,084,774	\$10,682,378 (6%)	\$10,592,396 (6%)
2017- Q2	19	\$81,001,766	\$5,703,730 (7%)	\$4,706,992 (6%)
Total	155	\$581,779,642	\$39,580,735 (7%)	\$48,322,729 (8%)

³ One denied during first quarter resulted in a request for reconsideration. A reconsideration meeting was held and the Division's decision was upheld.

⁴ Closed projects are completed construction and development projects and the Division has conducted an administrative closeout process, which includes verification of payments made to MBEs and WBEs.

⁵ To obtain the participation percentage, the amount paid to MBEs and WBEs is divided by the total construction contract amount.

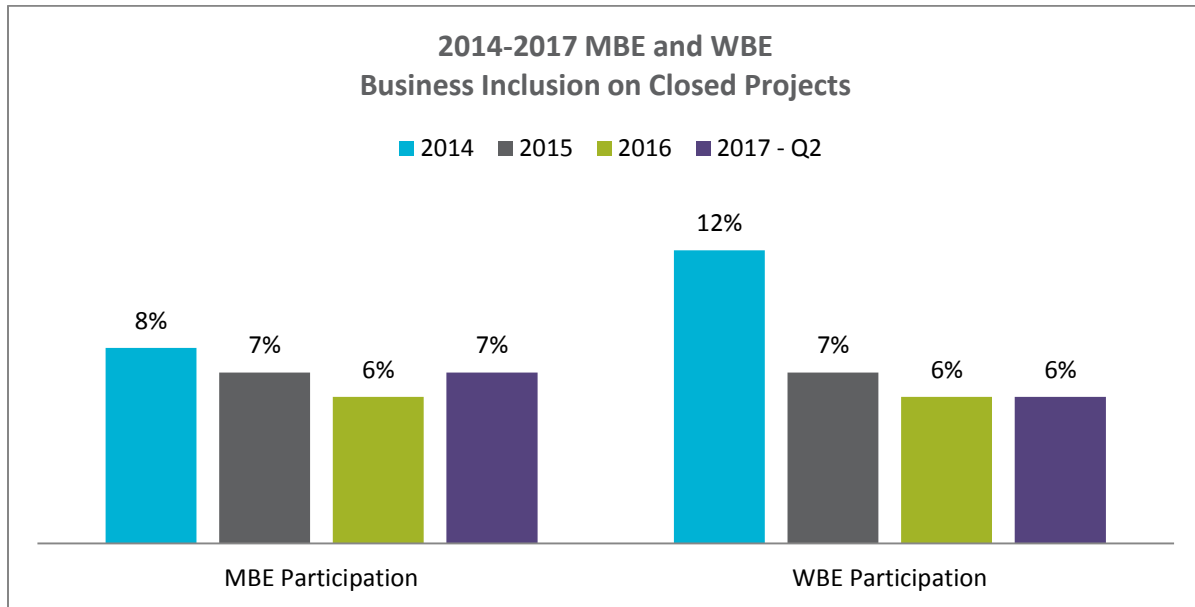


Figure 4: Compares the participation of MBEs and WBEs on construction and development projects.

MBE and WBE Business Inclusion on Priority Construction and Development Projects

Priority projects are projects with larger contract amounts and have greater socioeconomic impact. Please refer to the appendix to see a table summary of the 4 priority projects with MBE and WBE inclusion goals in progress during the second quarter. The table shows the priority projects' MBE and WBE commitments and current participation from the start of each project through the second quarter. Total participation through the second quarter is \$7,485,743 (23%) MBE and \$1,806,239 (6%) WBE.

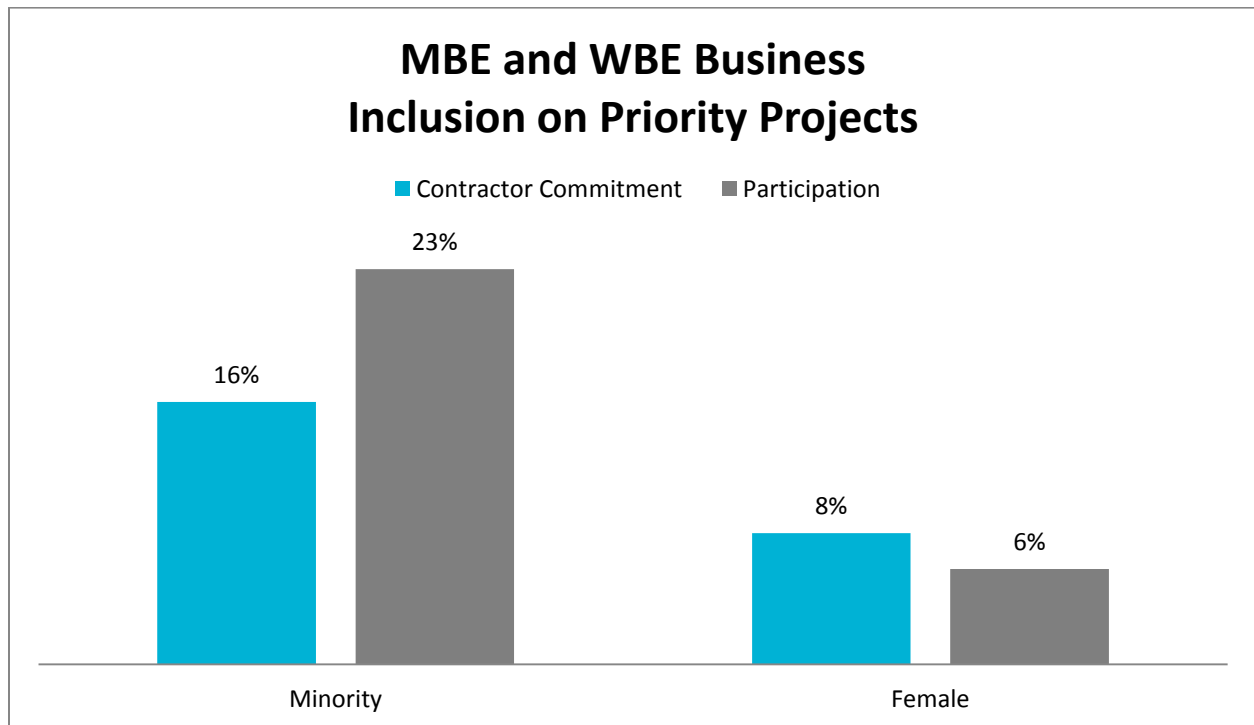


Figure 5: Compares the general contractors' commitments and actual participation of MBEs and WBEs.

Minnesota Unified Certification Program

To count towards the MBE and WBE inclusion goals, the SUBP ordinance requires firms to meet the certification standards established by the Minneapolis Department of Civil Rights director. The City has adopted the Minnesota Unified Certification Program (“MNUCP”) certification as the SUBP certification standard. The MNUCP is a group of state and local agencies certifying Disadvantaged Business Enterprises and MBEs or WBEs. The certifying agencies are:

- City of Minneapolis
- Minnesota Department of Transportation
- Metropolitan Council
- Metropolitan Airports Commission

To become certified, minority and women owned businesses must meet the following criteria:

- At least 51% owned and controlled by a socially and economically disadvantaged individual.
- The disadvantaged owner(s) is a U.S. citizen or permanent resident.
- The business is for-profit.
- The business’ annual gross receipts do not exceed \$23.98 million or the Small Business Administration size standard.
- The disadvantaged owner’s personal net worth does not exceed \$1.32 million.

Through the second quarter, the Division certified 12 firms. In the second quarter the Division certified 6 firms listed below. As of June 30, 2017, there were 959 firms in the program, of which 560 were located in the City’s marketplace⁶, and 128 were located in the City of Minneapolis.

Company	Certification	Business Description
Andrea Rugg Photography	WBE	Andrea Rugg is a commercial photographer specializing in architectural photography interiors, exteriors, landscape, gardens, and product.
Moltron Builders Inc.	MBE	Moltron Builders specializes in commercial and industrial construction management, commercial and industrial project management, and highway, street, road construction management.
Total Interiors Inc.	WBE	Total Interiors Inc. is a Minneapolis based interior architectural firm that has been designing projects in the twin cities & surrounding areas since 1998. Total Interiors provides the following services: Construction plans, space planning, and furniture and finishes.
iLynx, Inc.	MBE	ERP and cloud certified IT consulting company providing services that align technology to business requirements. Provides enterprise governance, IV&V, software selection, cloud assessment, program/project management and enterprise IT staffing services. Specializes in enterprise resource planning upgrade, migration to cloud and support.
AMKA Global LLC	MBE	AMKA Global is a broker of 3M products specializing in mine and roadway safety equipment & Signage.
Midwest REM Enterprises, Inc.	MBE	Heavy Construction: General Contracting, excavation, demolition, earthwork, trucking, drainage, recycled concrete crushing.

Female and Minority Workforce Inclusion

In 2012, the City Council adopted aspirational goals set by the Minnesota Department of Human Rights for female and minority inclusion on all City construction and development projects over \$100,000. The goals are 6% of total project hours to be performed by females and 32% of total project hours to be performed by minorities⁷. The Division monitors these projects to ensure contractors commit to use female and minority workers, adhere to their commitments, and make efforts to recruit, hire, and train females and minorities.

⁶ The City’s marketplace consists of the 11 county Metropolitan-area: Anoka, Carver, Chisago, Dakota, Hennepin, Isanti, Ramsey, Scott, Sherburne, Washington, and Wright.

⁷ On July 17, 2017, the Minnesota Department of Human Rights announced new goals for the metro area. The new recommended workforce goals for construction have been set at 20% female hours and 32% minority hours.

Female and Minority Workforce Inclusion on Closed Construction and Development Projects

Through the second quarter, 22 construction and development projects with workforce inclusion goals were closed by the Division. Total workforce hours for these projects were 540,707 hours, of which female hours were 26,938 hours (5%) and minority hours were 124,740 hours (23%).

From 2014 to 2017 (through the second quarter), total female and minority workforce inclusion on closed construction and development projects was 5% female hours (192,403) and 21% minority hours (763,630).

	# of Projects	Total Project Hours	Final Participation	
			Female	Minority
2014	60	1,352,400	77,140 (6%)	249,151 (18%)
2015	72	570,937	23,010 (4%)	119,096 (21%)
2016	53	1,260,161	65,315 (5%)	270,643 (21%)
2017 – Q2	22	540,707	26,938 (5%)	124,740 (23%)
Total	207	3,724,205	192,403 (5%)	763,630 (21%)

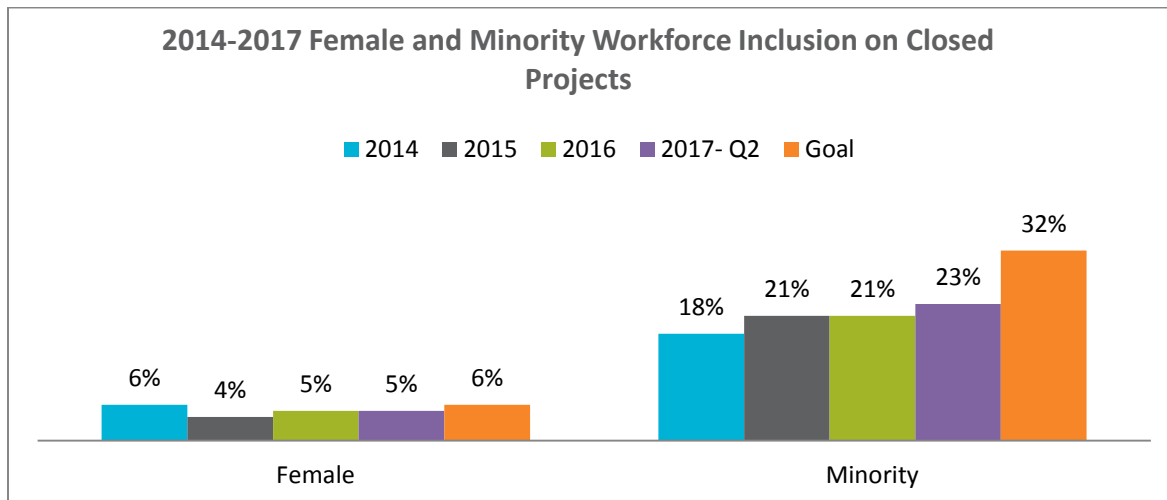


Figure 7: Compares workforce inclusion of female and minority workers on closed construction and development projects.

Female and Minority Workforce Inclusion on Priority Construction and Development Projects

There were 5 priority construction and development projects with workforce inclusion goals in progress during the second quarter. The 5 projects combined construction contract amount was \$115,038,292. Through the second quarter, the total workforce hours for these projects were 162,391 of which female hours were 8,467 (5%) and minority hours were 39,764 (24%). In general, low workforce inclusion percentages are a result of female and minority workers not performing work in the early phases of the projects (please refer to appendix for table summary of priority projects).

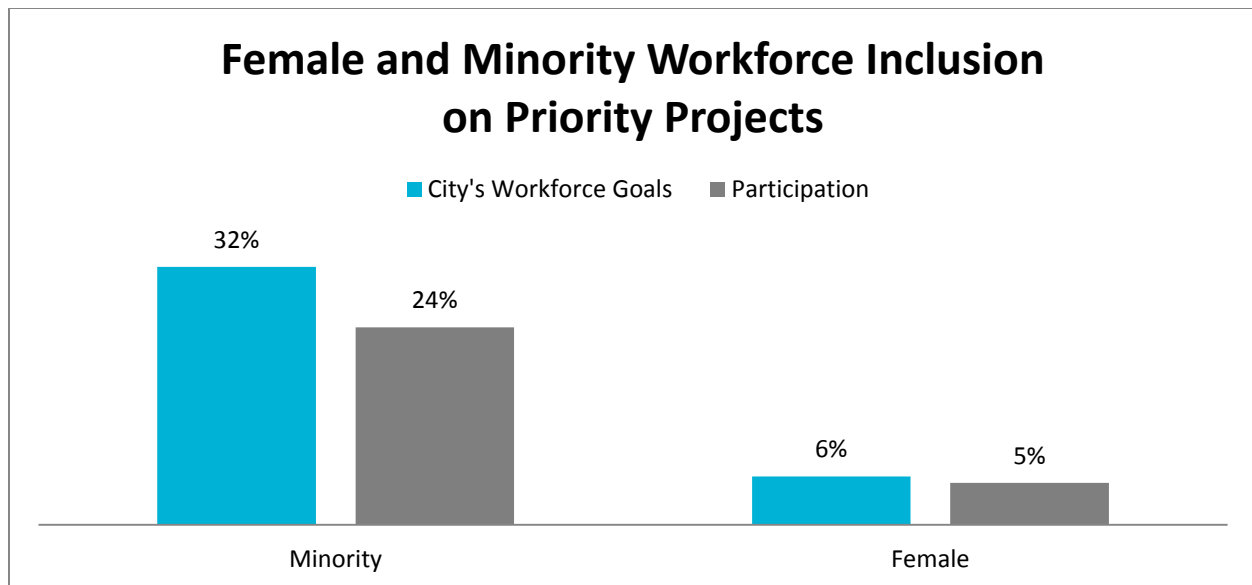


Figure 8: Displays workforce inclusion of female and minority workers on priority projects in progress.

Affirmative Action

In the second quarter, the Division processed and approved **49** affirmative action plans (“AAPs”) for City contracts and projects. In 2017 (through the second quarter) the Division processed and approved **77** AAPs.

An AAP is a combination of policies and procedures a company utilizes to prohibit discrimination and promote equal employment opportunities for women, minorities and disabled individuals. Minneapolis Code of Ordinance 139.50(d) requires every developer, contractor, consultant, supplier, or vendor entering into a contract with the City to have an approved AAP on file with the Minneapolis Department of Civil Rights prior to contract execution if:

- The contract meets or exceeds \$100,000, either at the time of contract execution or at any point during the life of the contract.
- There is more than one simultaneous active contract with a combined total over \$100,000.

Prior to contract execution, the Division receives requests for affirmative action approvals from City departments to ensure compliance with the ordinance requirement. The Division works with companies to develop, review, audit and approve the contractors’ AAPs.

HUD Section 3 Program

As a recipient of federal funds, the City and its contractors must comply with the HUD Section 3 regulation on Section 3 covered projects. HUD Section 3 ensures that jobs, training and contracting opportunities created by Section 3 covered projects shall be afforded to low income residents and businesses (Section 3 Residents and Section 3 Businesses). Section 3 does not supersede competitive bidding requirements; instead it expressly encourages, to the greatest extent feasible, a Section 3 preference in the evaluation of bids. The goals on Section 3 covered projects are 10% Section 3 Businesses and 30% Section 3 Residents. The Division complies with Section 3 by:

- Enforcing compliance on Section 3 covered projects.
- Conducting a “greatest extent feasible” review on contractors.
- Certifying residents and businesses as Section 3.
- Maintaining a list of Section 3 Residents and Businesses and sharing with contractors.
- Identifying training and contracting opportunities for Section 3 Residents and Businesses.
- Reporting on Section 3 activities to federal government.

Section 3 Business Inclusion

In the second quarter, one (1) Section 3 covered project was closed by the Division. The total construction contract amount for this project was \$6,127,519. Of that, \$579,321 (10%) went to Section 3 Businesses.

Project	Construction Contract	Contractor Commitment	Section 3 Participation
Anishinabe Wakiagun Bii Gii Wiin	\$ 6,127,519	\$ 545,467 (9%)	\$ 579,321(10%)
Total	\$ 6,127,519	\$ 545,467 (9%)	\$ 579,321(10%)

Certification of Section 3 Residents and Businesses

In the second quarter, the Division received and is reviewing one section 3 resident application and one section 3 business application. To date, the City's Section 3 list contains **183** Section 3 Residents and **30** Section 3 Businesses. Below are the Section 3 Residents and Business by City ward.

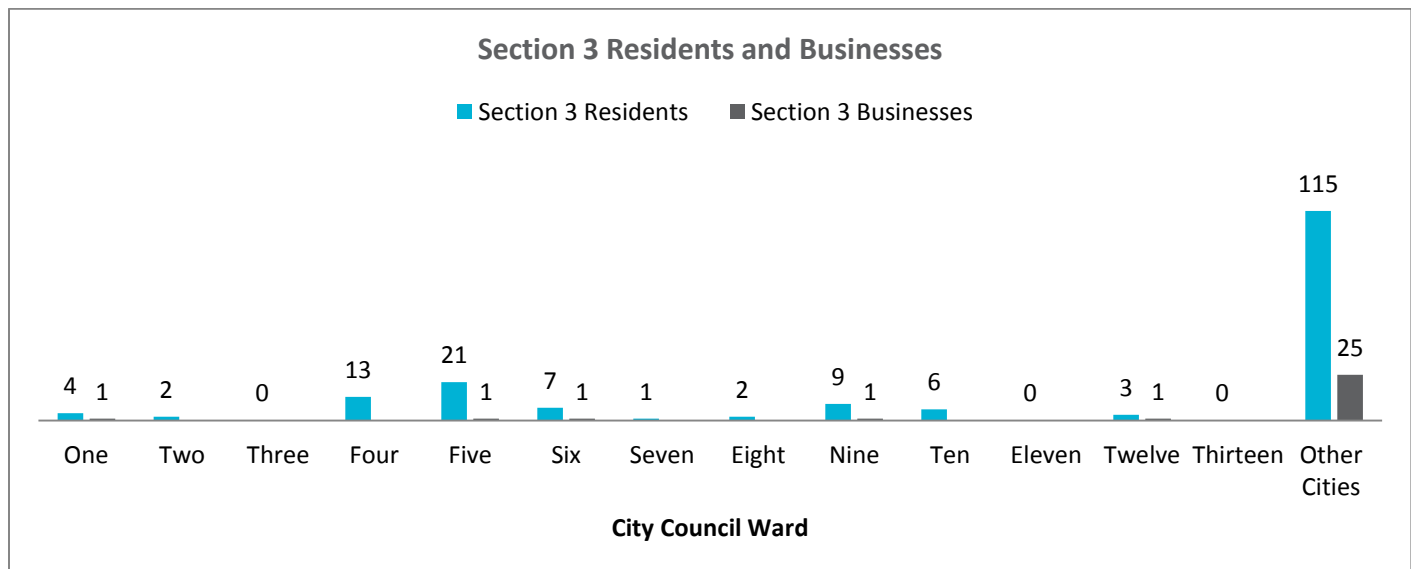


Figure 9: Displays the number of residents and businesses and the City Council ward where they are located.

Section 3 Collaboration

The Division has been closely working with local government agencies to form a Section 3 Collaborative to:

- Offer one centralized certification system.
- Standardize compliance and reporting practices.
- Collaborate on outreach efforts.
- Reduce stigmas associated with Section 3.
- Assist contractors to quickly identify Section 3 Residents and Businesses.

Current members:

- City of Minneapolis
- City of Saint Paul
- Minneapolis Public Housing Authority
- Saint Paul Public Housing Authority
- Anoka County
- Hennepin County
- Ramsey County
- Washington County

Labor Compliance

Construction and development projects covered by the federal Davis-Bacon and Related Acts, Minneapolis Public Works Ordinance, or the CPED Prevailing Wage Policy require the payment of prevailing wages to workers.

Wage Recovery

The Division ensures accurate wages are paid to workers. Through the second quarter of 2017, the Division recovered \$1,308 for one (1) worker on one (1) project. This information is detailed below.

Project	# of Employees	Amount Recovered	Reason
OP 8137 - Bid for Rental of Construction Equipment with Operator and Supplies	1	\$1,308	Underpaid wages
Through Q2 Total	1	\$1,308	

Apprentices

The division ensured workers classified as apprentices were registered in a State approved program, paid in accordance with their pay and benefit scale, and utilized within the approved ratios. Through the second quarter, **81** apprentice agreements were verified.

Outreach Activities

In addition to compliance, the Division continues to engage in outreach to assist contractors in meeting inclusion goals, affirmative action, and complying with prevailing wage. In the second quarter, the Division engaged in the following:

- Workforce meetings with officials from the Building Trades, Fair Contracting Foundation, the U of M Humphrey Institute Dept. of Human Rights, and the Department of Human Rights.
- Held an LCPtracker Webinar to assist contractors in learning how to enter Certified Payroll Reports.
- Presented and attended six (6) pre-bid, pre-proposal or pre-construction meetings to discuss the City's business and workforce inclusion goals.
- Visited the new Disadvantaged Business Enterprise (DBE)/Small Business Resource Center.
- Conducted six (6) MnUCP onsite inspections for DBE certification.
- Attended one National Association of Minority Contractors (NAMC) meeting.
- Attended the Section 3 collaborative meetings.
- Participated in the Super Bowl Business Connect events to aid in the upcoming Super Bowl's supplier diversity.
- Tabled at the Annual Small and Disadvantaged Business Opportunities Council's (SADBOC) Government Procurement Fair.
- Attended the People of Color Career Fair to inform the public about our Division's programs.
- Gave a presentation on the MnUCP certification as part of "Doing Business with the City" for the City's Community Connections Conference.
- Attended PRIDE festival.

Target Center Renovation

The Division has been asked to report quarterly on the equity and inclusion activities placed on the Target Center Renovation project. Included in the appendix is a report that summarizes compliance activities on the Target Center Renovation through the first quarter of 2017.

Conclusion

The Division continues to be an essential part of the City's efforts to include women, minorities and low income people on City projects and contracts. For more specifics on closed projects discussed in this report, please see the appendix on the next pages. Previous reports can be found online at www.minneapolismn.gov/civilrights/contractcompliance/monthlyreports

Appendix

Target Center Renovation – Background

Division staff was directed to ensure compliance with the following equity and inclusion provisions:

- Minority and women business inclusion on the Architectural and Engineering services contract.
- Minority and women business inclusion on construction contract.
- Female and minority workforce inclusion goals of 6% female and 32% minority.
- Local hiring of zip codes with high unemployment and high poverty.
- Inclusion of apprentices and professional interns.

In turn, these provision(s) were included as Equity Plan Requirements in the Request for Proposal(s) used to select the Architectural and Engineering Services (“A/E”) firm and the Construction Manager at Risk (CMaR). Compliance with the Equity Plan Requirements was a factor in vendor selections. The City selected and contracted with Architectural Alliance for the A/E services and Mortenson Construction (“Mortenson”) for the CMaR contract.

Professional Services Contract

Minority and Women Business Inclusion

Minority and women business inclusion goals were set at 8% MBE and 11% WBE based on the project scope, subcontracting opportunities, and availability of qualified MBEs and WBEs.

Architectural Alliance provided a proposal that detailed commitments of 9% (or \$599,250) MBE and 10% (or \$709,900) WBE (see chart below). The Division confirmed with the MBEs and WBEs their intent to contract with Architectural Alliance. A good faith efforts review was conducted and the Division determined Architectural Alliance made a good faith effort. The City entered into contract with Architectural Alliance for \$7,000,000.

Through the second quarter of 2017, Architectural Alliance has been paid \$9,068,467. Of that, MBE participation was 7% (or \$613,469) and WBE participation was 10% (or \$933,653)⁸. The contract is 92% complete through the second quarter.

Business	MBE or WBE	Performed	Subcontract Commitments	Paid through the 2nd Quarter
4RM+ULA	MBE	Yes	\$250,000	\$303,845
Buildings Consulting Group	MBE	Yes	\$46,750	\$24,989
Chase Engineering	WBE	Yes	\$43,400	\$21,678
EVS Engineering	MBE	Yes	\$39,000	\$86,785
Lighting Matters	WBE	Yes	\$195,000	\$244,022
Martinez Geospatial	MBE	Yes	\$263,500	\$197,850
Questions & Solutions Engineering, Inc.	WBE	Yes	\$92,900	\$50,989
Studio Hive	WBE	Yes	\$225,000	\$493,984
Technology Management Corp.	WBE	Yes	\$197,000	\$122,980
Total:			\$1,352,550	\$1,547,122

⁸ Participation is verified through payments made to MBEs and WBEs.

Construction Contract

Mortenson provided a detailed Equity Plan with their proposal that outlined its commitments to community engagement, business and workforce diversity inclusion. Their plan also included partnerships with mid-sized minority owned Thor Construction and Tri-Construction, a minority-owned North Minneapolis-based construction company.

On April 12, 2016, a pre-construction meeting was held between City staff and Mortenson. All compliance details of the equity and inclusions provisions were discussed in detail. Mortenson will provide detailed Monthly Compliance Reports to the City.

Below is a summary update of compliance through the second quarter of the equity and inclusion provisions. The contract is 66% complete through the second quarter.

Minority and Women Business Inclusion

Minority and women business inclusion goals were set at 9% MBE and 11% based on the project scope, subcontracting opportunities, and availability of qualified MBEs and WBEs. On December 17, 2015, Mortenson held a subcontractor information session to engage stakeholders and diverse businesses.

Total participation through the second quarter is \$9,093,679 (10%) MBE and \$12,992,672 (14%) WBE.

Female and Minority Workforce Inclusion

Workforce inclusion goals are 6% female and 32% minority. Through the second quarter, the total workforce hours were 262,698, of which female hours were 26,270 (10%) and minority hours were 99,825 (38%).

Local Hiring

The local hiring provision requires that efforts are made to employ residents from Minneapolis zip codes with high-poverty and high unemployment. Through the end of second quarter 2017, 62 workers from the targeted Minneapolis zip code area worked on this project.

Apprenticeships

The apprenticeship provision requires that 10% of workforce hours shall be apprentices. Through the second quarter 52,540 (20%) hours were performed by apprentices.

Professional Interns

The Division utilized its Urban Scholar to also engage in compliance work related to the project. Mortenson and the City will discuss obtaining an Urban Scholar for next summer.

Conclusion

The Division continues to work closely with Architectural Alliance and Mortenson to ensure compliance with the equity and inclusion provisions. Updated quarterly reports will be provided per the staff direction.

MBE and WBE Business Inclusion on Priority Construction and Development Projects

Project Name	Project Description	Developer/ General Contractor	Contract Amount Paid through the 2 nd Quarter	Contractor Commitment		Current Participation ⁹		Percent Complete
				MBE	WBE	MBE	WBE	
Fridley Filter Plant Rehabilitation @ Mpls. Water Works	\$41,628,500 the renovation of the existing Fridley Filter Plant	Rice Lake Construction	\$5,938,465	\$1,501,516 4%	\$3,395,355 8%	\$52,086 1%	\$39,918 1%	5%
Hawthorne Eco Village	\$11,346,647 new construction of 75 affordable housing units.	Project for Pride in Living/ Watson-Forsberg	\$5,930,902	\$930,084 (8%)	\$674,383 (6%)	\$251,016 (4%)	\$616,130 (10%)	60%
Nicollet Mall Reconstruction	\$28,793,145 total renovation of Nicollet Mall from Washington Av. to Grant St. The design heavily focuses on elegance, durability and sustainability	Meyer Contracting	\$16,506,989	\$11,300,470 (39%)	\$3,047,842 (11%)	\$7,182,641 (44%)	\$1,150,191 (7%)	70%
Opportunity Housing Partnership	\$10,270,000, three buildings located in downtown Minneapolis will provide formerly homeless adults with quality living and support services on site	Aeon/ Frerichs Construction Company	\$3,586,883	\$587,593 (6%)	\$44,357 (0.43%)	\$0 (0%)	\$0 (0%)	36%
Total			\$31,963,239	\$14,319,663 (16%)	\$7,161,937 (8%)	\$7,485,743 (23%)	\$1,806,239 (6%)	

⁹ To obtain participation percentage, the contract payment(s) to MBEs and WBEs is divided by the contract paid to the general contractor(s) through the 2nd quarter.

Female and Minority Workforce Inclusion on Priority Construction and Development Projects

Project Name	Project Description	Developer/ General Contractor	Total Project Hours through the 2 nd Quarter	Current Participation		Percent Complete
				Female	Minority	
Fridley Filter Plant Rehabilitation @ Mpls. Water Works	\$41,628,500, the renovation of the existing Fridley Filter Plant	Rice Lake Construction	13,038	980 (8%)	3,382 (26%)	5%
Hawthorne Eco Village	\$11,346,647 new construction of 75 affordable housing units.	Project for Pride in Living/ Watson-Forsberg	35,794	925 (3%)	7,202 (20%)	60%
Nicollet Mall Reconstruction	\$28,793,145 total renovation of Nicollet Mall from Washington Av. to Grant St. The design heavily focuses on elegance, durability and sustainability	Meyer Contracting	70,228	3,770 (5%)	19,173 (27%)	70%
Opportunity Housing Partnership	\$10,270,000, three buildings located in downtown Minneapolis will provide formerly homeless adults with quality living and support services on site	Aeon/ Frerichs Construction Company	16,898	543 (3%)	3,471 (21%)	36%
YMCA Gaviidae Commons	\$23,000,000 renovation and equipping 3 floors of Gaviidae Commons for corporate offices & local branch members	YMCA Greater Twin Cities/ RJM Construction	26,433	2,249 (9%)	6,536 (25%)	34%
Total			162,391	8,467 (5%)	39,764 (24%)	

2014-2017 (Q2) Totals - Closed Construction Projects

		Business Inclusion		Workforce Goals: 6%/32%		
	Total Contract Amount	MBE Actual Participation	WBE Actual Participation	Total Workforce Hours	Female Inclusion Hours	Minority Inclusion Hours
2014 - 2017 (Q2)	\$668,620,461	\$39,580,735 (7%)	\$48,322,729 (8%)	3,704,205	192,403 (5%)	763,630 (21%)
		out of \$581,779,642				

Closed Construction Projects 2017

				Business Inclusion		Workforce Goals: 6%/32%			
#	Project Name	Developer/General Contractor	Contract Amount	MBE Actual Participation	WBE Actual Participation	Total Workforce Hours	Female Inclusion Hours	Minority Inclusion Hours	Quarter
2016									
1	Target Center Domestic Water Supply & Sanitary Drain Pipe Replacement	NAC Mechanical & Electrical Services	\$740,000	\$47,701 (6%)	\$41,364 (6%)	4,745	627 (13%)	384 (8%)	1
2	MCC Operable Wall Partition Replacement	Hufcor Inc.	\$359,239			498	51 (10%)	96 (19%)	1
3	Fridley Softening Plant Accessible Toilet & Locker Room Upgrade Project	Iyawe & Associates	\$363,000	\$0 (0%)	\$152,977 (42%)	1,559	4 (0%)	475 (30%)	1
4	MCC Railing Enhancements Project	Meisinger Construction	\$1,300,000	\$28,594 (2%)	\$25,176 (2%)	5,358	251 (5%)	1,266 (24%)	1
5	Target Center Elevator Modernization	Suburban Elevator	\$759,000			3,257	0 (0%)	93 (3%)	1
6	A , B and C Parking Facilities Repair	Ram Construction	\$373,737	\$0 (0%)	\$42,882 (11%)	2,143	466 (22%)	565 (26%)	1
7	7th Street Reconstruction Project	Thomas & Sons	\$1,534,996	\$58,487 (4%)	\$98,716 (6%)	5,903	116 (2%)	756 (13%)	1
8	MCC Lighting Control System Upgrade	Premier Electrical Corp.	\$4,775,000	\$349,623 (7%)	\$241,713 (5%)	12,257	847 (7%)	3,504 (29%)	1
9	Downtown East - Green Space & Other Site Work	Ryan Companies	\$9,818,243	\$1,829,003 (19%)	\$1,982,578 (20%)	53,892	6,112 (11%)	23,598 (44%)	1
10	Mill City Quarter - Phase I	Frana Companies	\$23,039,366	\$1,170,882 (5%)	\$1,036,881 (5%)	121,900	4,140 (3%)	21,712 (18%)	1
11	Little Earth VI	Watson-Forsberg Company	\$4,102,980	\$733,792 (18%)	\$21,582 (0.5%)	23,373	1,056 (5%)	8,203 (35%)	1
12	St.Mary's Tunnel Surge Chamber	Lametti & Sons	\$593,700	\$31,743 (3%)	\$9,003 (2%)	4,394	662 (15%)	624 (14%)	1
13	Broadway Flats	Frana Companies	\$15,359,953	\$474,225 (3%)	\$566,816 (4%)	80,771	3,218 (4%)	20,039 (25%)	1
14	Rainwater Storage & Irrigation System Retrofit Project	Peterson Companies Inc	\$977,700	\$66,532 (7%)	\$36,203 (4%)	3,449	308 (9%)	305 (9%)	1
15	Mill City Quarter - Phase II	Frana Companies	\$28,331,595			133,503	6,339 (5%)	24,707 (19%)	2
16	Hollywood Theater	JE Dunn	\$456,000	\$7,048 (2%)	\$0 (0%)				2
17	Anishinabe Bii Gii Wiin	Loeffler Construction	\$6,127,519	\$304,238 (5%)	\$120,149 (2%)	27,035	1,268 (5%)	6,151 (23%)	2
18	Minneapolis Fire Department Washer Extractor	US Mechanical	\$138,300	\$0 (0%)	\$12,392 (9%)	856	0 (0%)	0 (0%)	2
19	Hiawatha HVAC Equipment Installation	Pioneer Power	\$154,200	\$0 (0%)	\$16,000 (10%)	835	135 (16%)	203 (24%)	2
20	Nicollet Mall Sanitary Sewer Replacement - Phase 1	Minger Construction	\$5,835,626	\$65,625 (1%)	\$178,438 (3%)	17,850	54 (0%)	3,438 (19%)	2
21	800 West Broadway	Craftsman Construction	\$3,393,016	\$505,098 (15%)	\$5,092 (0%)	26,073	1,231 (5%)	6,094 (23%)	2
22	Hennepin/Lyndale Sanitary Sewer Improvements	Minger Construction	\$1,918,430	\$31,139 (2%)	\$119,030 (6%)	11,055	54 (0%)	2,529 (23%)	2
			Totals	\$110,451,600	\$5,703,730 (7%)	\$4,706,992 (6%)	540,706	26,938 (5%)	124,740 (23%)
				out of \$81,001,766					

Closed Construction Projects 2016

				Business Inclusion		Workforce Goals: 6%/32%			
#	Project Name	Developer/General Contractor	Contract Amount	MBE Actual Participation	WBE Actual Participation	Total Workforce Hours	Female Inclusion Hours	Minority Inclusion Hours	Quarter
2016									
1	Five15 on the Park	Frana Companies	\$30,662,344	\$402,429 (1%)	\$1,287,683 (4%)	162,105	5,778 (4%)	30,265 (19%)	1
2	Hi-Lake Triangle	CBS Construction Services, Inc.	\$7,400,000	\$689,443 (9%)	\$327,788 (4%)	28,931	560 (2%)	10,361 (36%)	1
3	Commons @ Penn Avenue	Watson-Forsberg	\$6,940,984	\$281,030 (4%)	\$202,557 (3%)	42,456	1,620 (4%)	12,346 (29%)	1
4	Natural Swimming Pool at Webber Park	L.S. Black	\$4,587,000	\$472,556 (10%)	\$260,776 (6%)	9,547	72 (1%)	1,190 (12%)	1
5	Emerge Career & Technology Center	Watson-Forsberg	\$4,041,000	\$642,260 (16%)	\$312,326 (8%)	32,246	3,268 (10%)	7,108 (22%)	1
6	Concrete Sidewalks, Etc.	Concrete Idea, Inc.	\$3,000,000	\$60,000 (2%)	\$77,955 (3%)	5,262	439 (8%)	2,541 (48%)	1
7	Lonoke	Frerichs	\$1,168,878	\$72,368 (6%)	\$66,878 (6%)	8,567	818 (10%)	1,867 (22%)	1
8	Stonebridge Building	Anderson Companies	\$1,000,000			1,441	0 (0%)	49 (3%)	1
9	Convention Center Public Space Painting	Julius B. Nelson & Sons	\$749,950	\$0 (0%)	\$46,964 (6%)	7,797	1,153 (15%)	1,850 (24%)	1
10	Cleaning of Storm Sewer System	Sewer Services	\$738,072			2,018	0 (0%)	0 (0%)	1
11	CCTV Inspection and Cleaning Sewer System	ADS, LLC	\$691,729			1,594	24 (2%)	193 (12%)	1
12	Rev. Dr. Martin Luther King Park Improvements	Morcon Construction	\$488,738	\$15,384 (3%)	\$60,573 (12%)	1,178	50 (4%)	274 (23%)	1
13	Currie Truck Wash	Ebert Inc	\$378,000	\$0 (0%)	\$0 (0%)	476	0 (0%)	0 (0%)	1
14	Columbia Park Picnic Shelter rehabilitation	Iyawe & Associates	\$209,000	\$0 (0%)	\$28,783 (14%)	399	0 (0%)	220 (55%)	1
15	Salvation Army - Harbor Lights - Elevator Renovation	ThyssenKrupp Elevator	\$201,927			582	0 (0%)	0 (0%)	1
16	Remodel Show Offices at MCC	Versacon, Inc.	\$163,700	\$22,033 (13%)	16,800 (10%)	565	66 (12%)	99 (18%)	1
17	Target Center Walk-In Coolers	Hockenbergs/Grand	\$273,386	\$0 (0%)	\$0 (0%)	493	0 (0%)	0 (0%)	2
18	DC Group Expansion	Greiner Construction	\$6,900,000	\$188,661 (3%)	\$109,014 (2%)	26,274	1,250 (5%)	3,175 (12%)	2
19	MCC Hall A Concession Stand Remodel	Meisinger Construction Co., Inc.	\$274,000	\$6,420 (2%)	\$5,564 (2%)	665	37 (5%)	195 (29%)	2
20	MCC Trench Drain Replacement	United States Mechanical	\$268,000	\$21,106 (8%)	\$82,553 (31%)	537	12 (2%)	91 (17%)	2
21	Pump Station 5 Roof Slab Replacement	L.S. Black	\$146,000	\$895 (1%)	\$0 (0%)	933	150 (16%)	56 (6%)	2
22	Columbia Heights Mixing Chambers Hallway Painting	Finishing Touch Plus	\$240,000	\$11,000 (5%)	\$15,847 (7%)	1,293	62 (5%)	645 (50%)	2
23	MCC Pantry Door Replacement	Construction Results Corp.	\$245,964	\$0 (0%)	\$0 (0%)	1,082	0 (0%)	54 (5%)	2
24	CCTV Inspection Sanitary Sewer System	Hydromax, LLC	\$559,872			4,997	0 (0%)	0 (0%)	2
25	Burnham Road Bridge	Kraemer North America	\$814,240	\$0 (0%)	\$87,931 (11%)	4,612	20 (0%)	1,831 (40%)	2
26	MCC Terrazzo Repair Work	Grazzini Brothers & Company	\$224,675			1,003	0 (0%)	1,000 (100%)	3
27	Contaminated Soils Clean Up at NE Athletic Field Park	Rachel Contracting Inc.	\$114,725	\$20,347 (18%)	\$21,659 (19%)	105	11 (10%)	37 (35%)	3
28	Wading Pool Improvements at Bethune & Hi-View Parks	LS Black	\$805,000	\$40,215 (5%)	\$24,296 (3%)	3,152	45 (1%)	260 (8%)	3
29	Pillsbury Lofts	Weis Builders	\$76,000,000	\$4,512,016 (6%)	\$4,730,278 (6%)	625,429	38,681 (6%)	137,071 (22%)	3
30	The Rose	Weis Builders	\$22,211,028	\$1,634,751 (7%)	\$659,002 (3%)	92,181	2,904 (3%)	22,672 (25%)	3
31	Operable Wall Partition Replacement	Hufcor Inc.	\$331,403	\$53,754 (16%)	\$9,450 (3%)	1,647	25 (2%)	529 (32%)	3
32	10th Ave Storm Tunnel - Phase 3	PCI Roads	\$2,479,542			16,164	1,176 (7%)	2,019 (12%)	3
33	Water Settlement Cones Rehab Phase 2	Ram Construction Services	\$416,032	\$21,696 (5%)	\$63,602 (15%)	2,227	251 (11%)	1,108 (50%)	3

Closed Construction Projects 2016 (continued)

#	Project Name	Developer/General Contractor	Contract Amount	Business Inclusion		Workforce Goals: 6%/32%			Quarter
				MBE Actual Participation	WBE Actual Participation	Total Workforce Hours	Female Inclusion Hours	Minority Inclusion Hours	
34	Harbor Lights Tuckpointing Project	Advanced Masonry Restoration	\$365,475	\$14,200 (4%)	\$0 (0%)	3,248	0 (0%)	670 (21%)	3
35	ADA Pedestrian Intersection Ramp	TI-Zack Concrete	\$743,995			4,504	420 (9%)	1,682 (37%)	3
36	49th Ave N Bridge Project	PCI Roads	\$105,225			612	0 (0%)	51 (8%)	3
37	Hiawatha College Prep	Schreiber Mullaney	\$7,019,591			32,247	1,528 (5%)	4,104 (13%)	3
38	Powderhorn Park Art Restoration	Blackstone Contractors	\$105,978	\$0 (0%)	\$105,978 (100%)	491	9 (2%)	53 (11%)	3
39	Nokomis-Hiawatha Regional Park Improvements	G. Urban Companies	\$97,000			378	10 (3%)	118 (31%)	3
40	Stabilization of Bridge 93844	Engineering & Construction Innovations Inc.	\$147,125			967	0 (0%)	208 (22%)	4
41	Trail Expansion & Improvements at William Berry Pkwy	G. Urban Companies	\$180,000			764	0 (0%)	225 (29%)	4
42	Wading Pool Improvements at Van Cleve Park	Iyawe & Associates	\$443,200	\$40,865 (9%)	\$21,500 (5%)	1,823	0 (0%)	440 (24%)	4
43	Elevator Upgrade Project	Morcon Construction	\$848,400	\$0 (0%)	\$3,000 (0%)	2,357	0 (0%)	90 (4%)	4
44	7th Street/TH 94 Ramp	Lunda Construction	\$8,243,364	\$514,135 (6%)	\$467,065 (6%)	25,268	704 (8%)	3,658 (14%)	4
45	Turf Establishment	Lino Lakes Landscaping	\$57,000			350	0 (0%)	0 (0%)	4
46	Nokomis-Hiawatha Regional Park Improvements (1)	Ebert Construction	\$303,300	\$65,165 (21%)	\$3,455 (1%)	1,204	29 (2%)	464 (39%)	4
47	Target Center Lighting Upgrade	Gunnar Electric	\$1,015,500	\$8,789 (1%)	\$1,007,050 (99%)	2,922	255 (9%)	1,049 (36%)	4
48	Site Improvements at McRae Park	Rachel Contracting Inc.	\$367,985	\$40,352 (11%)	\$10,302 (3%)	734	62 (8%)	287 (39%)	4
49	The Cameron	Watson Forsberg	\$6,461,000	\$737,884 (11%)	\$455,177 (7%)	48,345	1,505 (3%)	8,690 (18%)	4
50	Construction of Concrete Sidewalks, Curb, & Gutter Ally/Drive Approaches	Concrete Idea, Inc.	\$1,741,200	\$71,025 (4%)	\$20,590 (1%)	3,756	127 (3%)	2,078 (55%)	4
51	Catholic Eldercare on Main	Frana Companies	\$19,000,000			40,204	2,171 (5%)	7,452 (19%)	4
52	Painting of Exhibit Halls	Prindle Painting	\$360,000	21,600 (6%)	0 (0%)	1,966	24 (1%)	199 (10%)	4
53	Installation of Two (2) Four Fold Doors	Marge Magnuson Construction	\$79,350			66	0 (0%)	22 (33%)	4
Totals			\$222,409,878	\$10,682,378 (6%)	\$10,592,396 (6%)	1,260,161	65,315 (5%)	270,643 (21%)	
			out of \$189,084,774						

Closed Construction Projects 2015

				Business Inclusion		Workforce Goals: 6% / 32%			
#	Project Name	Developer/General Contractor	Contract Amount	MBE Actual Participation	WBE Actual Participation	Total Workforce Hours	Female Inclusion Hours	Minority Inclusion Hours	Quarter
2015									
1	Lifesource	Greiner Construction, Inc.	\$13,428,436			57,999	2515 (4%)	5503 (9%)	1
2	520 2nd Street Apartments	Second Street Holding/Black Dew	\$10,231,051	\$307,168 (3%)	\$229,377 (2%)	71,204	3032 (4%)	14842 (21%)	1
3	West Broadway Curve	Common Bond Communities/ Frerichs Construction	\$8,973,218	\$659,932 (7%)	\$377,677 (4%)	63,198	1490 (2%)	17,775 (28%)	3
4	Snelling Apartments	Common Bond Communities/Watson Forsberg	\$8,633,918	\$761,393 (9%)	\$627,809 (7%)	53,727	2674 (5%)	11901 (22%)	1
5	Touchstone	Project for Pride in Living/Watson Forsberg	\$8,059,363	\$618,350 (8%)	\$606,415 (8%)	45,594	2127 (5%)	10322 (23%)	1
6	City Place Lofts	City Place Housing, LP/Frerichs Construction	\$7,103,000	\$441,127 (6%)	\$898,508 (13%)	44,720	1788 (4%)	10696 (24%)	1
7	Greenway Heights Family Housing	PRG, Inc./ Frerichs Construction	\$5,777,800	\$443,592 (8%)	\$293,075 (5%)	37,919	475 (1%)	7,273 (19%)	3
8	Sanitary Lift Station Rehabilitation	Minger Construction	\$3,160,000	\$66,272 (2%)	\$183,400 (6%)	8,760	118 (1%)	1073 (12%)	1
9	10th Avenue Storm Tunnel	Lametti & Sons	\$2,821,825			26,769	3,096 (12%)	8,334 (31%)	3
10	MCC - Visitor Information Center	Empirehouse Inc, Elliott Contracting Corporation, Meisinger Construction, & KMH Erectors, Inc.	\$2,132,950	\$341,911 (16%)	\$441,562 (21%)	5,688	88 (2%)	798 (14%)	2
11	Rental Reclaim V	Watson-Forsberg/	\$1,658,926	\$163,080 (10%)	\$5,200 (0.3%)	14,343	450 (3%)	5,163 (36%)	4
12	Lead Hazard Reduction Services	Minnesota Remodeling & Restoration, Co.	\$1,600,000	\$14,450 (1%)	\$0 (0%)	13,889	0 (0%)	1624 (12%)	3
13	CC Structure Cabling Improvements	All State Communications & Derau Construction	\$1,440,000	\$59,652 (4%)	\$88,352 (6%)	9,493	0 (0%)	1,673 (18%)	4
14	Construction of ADA Pedestrian Ramps	Ti-Zack Concrete	\$1,396,000	\$54,373 (6%)	\$109,668 (8%)	3,289	342 (10%)	722 (22%)	4
15	Riverside Extension 15th Avenue / 4th Street S Reconstruction Project	Thomas & Sons	\$1,388,628	\$43,915 (3%)	\$81,010 (6%)	5,162	303 (6%)	714 (14%)	3
16	Rental Reclaim III	Urban Homeworks/Flannery Construction	\$1,308,286	\$20,008 (2%)	\$0 (0%)	6,697	25 (0.4%)	2133 (32%)	1
17	Minnehaha Refectory and Site Renoivations Phase 3	Morcon Construction Company	\$1,305,000	\$39,750 (3%)	\$121,885 (9%)	6,402	270 (4%)	1,083 (17%)	4
18	Cedar Avenue Sidewalk & Lighting Replacement	Thomas & Sons	\$1,297,888	\$130,543 (10%)	\$103,779 (8%)	3,994	134 (3%)	89 (2%)	3
19	Sodium Hydroxide Storage and Feed System	Municipal Builders	\$1,270,700	\$112,314 (9%)	\$23,241 (2%)	6,209	16 (0.3%)	248 (4%)	1
20	Traffic Maintenance Building Renovation	Ebert Construction	\$1,248,000	\$14,556 (1%)	\$7,619 (1%)	5,633	555 (10%)	1,793 (32%)	3
21	MCC Operable Wall Partition Replacement	Hufcor, Inc.	\$1,113,441	\$104,870 (9%)	\$28,457 (3%)	3,291	191 (6%)	988 (30%)	3
22	Webber Natural Pool - Bath House	LS Black	\$1,048,400	\$81,164 (8%)	\$10,055 (1%)	6,755	0 (0%)	434 (6%)	3
23	Mechanical & Life Safety Upgrades Stage 18 Remodel	NAC Mechanical & Electrical Services	\$906,400	\$78,995 (9%)	\$60,087 (7%)	6,121	136 (2%)	1360 (22%)	3
24	Wirth Park Picnic Pavilion Rehabilitation	CM Construction	\$810,500	\$90,908 (11%)	\$57,017 (7%)	6,494	32 (0.5%)	1274 (20%)	1
25	Basset Creek Main Stem Restoration	Rachel Contracting	\$810,495	\$15,930 (2%)	\$0 (0%)	2,427	96 (4%)	706 (29%)	4
26	Wading Pool Improvements at Harrison and Waite Parks	L. S. Black	\$784,000	\$90,615 (12%)	\$53,485 (7%)	3,789	78 (2%)	457 (12%)	4
27	Construction MFD Fire Stations 5 & 7 Improvement	JPMI Construction Company	\$740,800	\$95,000 (13%)	\$122,215 (16%)	2,779	114 (4%)	387 (14%)	2
28	Target Center Operable Floor	Parsons Electric	\$642,516			1,306	144 (11%)	585 (45%)	1
29	Pavement Profiling and Roto Milling Services	PCI Roads	\$605,050	\$0 (0%)	\$0 (0%)	2,900	659 (23%)	361 (12%)	4
30	Construction of Penn Avenue - Phase 2 Project	Thomas & Sons	\$567,528	\$128,567 (23%)	\$0 (0%)	3,381	265 (8%)	524 (15%)	2
31	Minnehaha Regional Park Play Area Rehabilitation	Fitol Hintz Construction	\$522,000	\$0 (0%)	\$0 (0%)	2,190	0 (0%)	222 (10%)	3
32	MCC Restroom/Locker Room Renovation	Meisinger Construction	\$499,900	\$113,017 (23%)	\$28,972 (6%)	1,925	106 (6%)	644 (33%)	1
33	Meadowbrook Irrigation Well	Municipal Builders	\$486,603	\$3,700 (1%)	\$6,622 (1%)	1,520	0 (0%)	31 (2%)	1

Closed Construction Projects 2015 (continued)

#	Project Name	Developer/General Contractor	Contract Amount	Business Inclusion		Workforce Goals: 6% / 32%			Quarter
				MBE Actual Participation	WBE Actual Participation	Total Workforce Hours	Female Inclusion Hours	Minority Inclusion Hours	
34	MCC Exterior Door Replacement	Shaw-Lundquist Associates, Inc.	\$463,000	\$0 (0%)	\$23,108 (5%)	2,884	192 (7%)	1,268 (44%)	4
35	Skyway Air Handler Unit Replacement	Trane Company	\$377,500	\$0 (0%)	\$277,032 (73%)	241	0 (0%)	32 (13%)	3
36	Sodium Hydroxide System Modification	Rice Lake Construction Group	\$354,400	\$15,825 (4%)	\$38,705 (11%)	1,226	157 (13%)	407 (33%)	1
37	Passage Community	Simpson Housing Services/Watson Forsberg	\$347,870	\$23,864 (7%)	\$52,111 (15%)	1,681	92 (5%)	470 (28%)	1
38	Grant Street Commons	Schumacher Elevator	\$323,213			1,073	5 (0.5%)	18 (2%)	1
39	Fire Station/Police Precinct Re-Roofing	Central Roofing	\$313,185	\$29,854 (10%)	\$0 (0%)	1,525	61 (4%)	380 (25%)	3
40	Bids for Site Improvements at Elliott Park	Rachel Contracting	\$309,103	\$0 (0%)	\$49,749 (16%)	634	80 (13%)	210 (33%)	3
41	Basement Rehabilitation at Fridley Softening Plant	Global Specialty Contractors	\$307,560	\$16,581 (5%)	\$56,604 (18%)	2,415	613 (25%)	20 (1%)	3
42	Public Service Center Partial Re-Roofing Project	Mint Roofing	\$301,700	\$84,298 (28%)	\$3,980 (1%)	1,494	0 (0%)	457 (31%)	3
43	Lake Nokomis Park Concessions - Site & Beach Improvements	Versacon	\$299,750	\$31,500 (11%)	\$66,127 (22%)	664	8 (1%)	94 (14%)	1
44	Hiawatha Golf Course - Parking Lot Improvements	Bituminous Roadway	\$294,790	\$39,714 (13%)	\$10,473 (4%)	736	26 (4%)	162 (22%)	1
45	Re-Roofing Washington Street Maintenance Facility	Rosenquist Construction	\$282,000	\$0 (0%)	\$0 (0%)	1,019	0 (0%)	83 (8%)	1
46	Hiawatha Maintenance Facility Liquid AC Tank	Terra General Contractors	\$280,905	\$13,100 (5%)	\$5,800 (2%)	781	55 (7%)	71 (9%)	3
47	MCC Waste Recycling	Morcon Construction Company	\$267,000	\$17,550 (7%)	\$90,619 (34%)	1,315	19 (1%)	132 (10%)	4
48	Park Maintenance Storage Building	Marge Magnuson Construction	\$232,000	\$30,400 (13%)	\$20,216 (9%)	459	0 (0%)	127 (28%)	1
49	Double Track Door and Pivot Gate Installation Project	Marge Magnuson Construction Company	\$229,765	\$0 (0%)	\$38,138 (17%)	311	40 (13%)	0 (0%)	4
50	Cemetery Fence Restoration Phase IV	Terra General Contractors	\$223,000	\$5,500 (2%)	\$6,903 (3%)	342	33 (10%)	77 (23%)	1
51	Xcel Field Support Areas	Veit & Company	\$216,000	\$26,047 (12%)	\$10,633 (5%)	624	35 (6%)	134 (21%)	1
52	Target Center Concessions - Phase 2 - Mechanical	Northland Mechanical Contractors, Inc.	\$215,400			1,192	0 (0%)	184 (15%)	1
53	MBC - Stage 1 - 4 Controls Upgrade	Gilbert Mechanical Contractors	\$199,950	\$24,288 (12%)	\$38,100 (19%)	1,609	88 (5%)	294 (18%)	3
54	Holmes Shelter Building Improvements	JPMI Construction Company	\$189,700	\$20,792 (11%)	\$32,507 (17%)	700	8 (1%)	247 (35%)	3
55	MCC- Visitor Information Center - Terrazzo Section	Advance Terrazzo & Tile Company	\$188,000	\$0 (0%)	\$0 (0%)	698	0 (0%)	0 (0%)	2
56	Unison Paint Booth	Greenheck Fan Corporation	\$182,484			1,293	0 (0%)	0 (0%)	4
57	ABC Ramp Automation Upgrade	Trane Company	\$175,760			667	0 (0%)	0 (0%)	3
58	2015 Exterior Water Plant Stabilization	A & M Construction	\$173,148	\$0 (0%)	\$10,625 (6%)	824	0 (0%)	491 (60%)	4
59	2013 Trail Improvements - Cedar Lake	Sunram Construction, Inc.	\$161,701	\$0 (0%)	\$33,652 (21%)	772	0 (0%)	66 (9%)	2
60	Roof Replacement @ Nokomis Community Center	Diverse Construction Services, LLC	\$158,200	\$31,300 (20%)	\$0 (0%)	1,145	0 (0%)	448 (39%)	3
61	Municipal Waterproofing and Roofing	Commercial Roofing & Sheet Metal	\$152,500	\$0 (0%)	\$34,955 (23%)	460	0 (0%)	48 (10%)	4
62	MCC RGB LED Up-light Retrofit - Electrical Installation	Premier Electrical Corporation	\$137,000			1,460	104 (7%)	124 (8%)	3
63	Harbor Light - Beacon Repair	Advanced Masonry Restoration, Inc.	\$132,653			516	0 (0%)	8 (2%)	1
64	MCC Irrigation Improvements	Peterson Companies Inc	\$130,000			582	0 (0%)	143 (25%)	4
65	The Bridge for Youth	Bridge for Youth/Watson Forsberg	\$127,500	\$13,677 (11%)	\$0 (0%)	525	72 (14%)	162 (31%)	1
66	Minneapolis City Hall Condensed Critical Power Project	Continuity Electrical Contractors	\$122,000			491	0 (0%)	200 (41%)	3
67	Target Center Concessions - Phase 2 - Electrical	Kraus-Anderson	\$113,065			1,170	0 (0%)	419 (36%)	1

Closed Construction Projects 2015 (continued)

#	Project Name	Developer/General Contractor	Contract Amount	Business Inclusion		Workforce Goals: 6% / 32%			Quarter
				MBE Actual Participation	WBE Actual Participation	Total Workforce Hours	Female Inclusion Hours	Minority Inclusion Hours	
68	North Haven II	Portico/Flannery Construction	\$106,408	\$4,925 (5%)	\$9,087 (9%)	492	0 (0%)	152 (31%)	1
69	Target Center Catering Kitchen - Mechanical/Electrical	NAC Mechanical & Electrical Services	\$102,350			614	0 (0%)	230 (37%)	1
70	St. Anne's Place	P & D Mechanical	\$64,500			151	0 (0%)	0 (0%)	1
71	Stormwater Pond Dredging	Sunram Construction	\$64,460			425	0 (0%)	3 (1%)	1
72	Target Center Catering Kitchen - General Construction	Meisinger Construction	\$59,750			167	8 (5%)	14 (8%)	1
Totals			\$102,151,892	\$5,524,367 (7%)	\$5,474,611 (7%)	570,937	23,010 (4%)	119,096 (21%)	
				out of \$83,436,480					

Closed Construction Projects 2014

				Business Inclusion		Workforce Goals: 6% / 32%			
#	Project Name	Developer/General Contractor	Contract Amount	MBE Actual Participation	WBE Actual Participation	Total Workforce Hours	Female Inclusion Hours	Minority Inclusion Hours	Quarter
2014									
1	Riverside Plaza (Cedar)	Sherman Associates/ Knutson Construction Services	\$62,501,767	\$7,162,702 (11%)	\$10,369,043 (17%)	361,064	21,183 (6%)	67,302 (19%)	2
2	Orchestra Hall	Mortenson Company	\$40,500,000	\$2,409,750 (6%)	\$5,358,150 (13%)	241,641	17,869 (7%)	42,935 (18%)	2
3	Buzza Historic Lofts	Dominium Development/ Weis Builders	\$19,421,754	\$1,639,196 (8%)	\$2,695,739 (14%)	109,080	4,558 (4%)	13,435 (12%)	1
4	Longfellow Station	Sherman Associates/ Frana & Sons, Inc.	\$16,599,983	\$959,479 (6%)	\$3,515,876 (21%)	107,943	5,734 (5%)	22,494 (21%)	2
5	Dunwoody	Gateway Commons LLC/ Frana Companies	\$16,571,170	\$338,052 (2%)	\$674,447 (4%)	103,109	4,141 (4%)	18,763 (18%)	3
6	Emanuel Housing	R S Eden/ Frerichs Construction	\$11,596,963	\$1,188,689 (10%)	\$1,208,404 (10%)	66,153	2,159 (3%)	13,574 (21%)	4
7	Bii Di Gain Dash Senior Housing	American Indian CDC/ Sand Companies, Inc.	\$6,930,971	\$215,553 (3%)	\$483,089 (7%)	37,427	1,609 (4%)	5,659 (15%)	1
8	Spirit on Lake	Spirit Limited Partnership, LLC/ Eagle Construction Co., Inc.	\$6,693,253	\$622,473 (9%)	\$902,251 (13%)	30,308	1,739 (6%)	7,036 (23%)	1
9	Artspace Jackson Flats	Artspace Projects, Inc./ Frana & Sons, Inc.	\$6,215,259	\$131,763 (2%)	\$17,403 (0%)	32,669	1,377 (4%)	7,204 (22%)	2
10	Nicollet Avenue Reconstruction	Thomas and Sons Construction	\$5,365,326	\$128,721 (2%)	\$278,305 (5%)	25,361	934 (4%)	4006 (16%)	3
11	Fridley Ammonia System	Municipal Builders, Inc.	\$5,067,103	\$166,593 (3%)	\$210,463 (4%)	15,369	20 (0.1%)	202 (1%)	4
12	Stradford Flats	Sherman Associates/ Watson-Forsberg Co.	\$4,030,000	\$411,060 (10%)	\$60,047 (1%)	31,151	1,358 (4%)	\$13,152 (42%)	2
13	Construction of Concrete Sidewalks	Concrete Idea, Inc.	\$2,750,000	\$1,100 (0.04%)	\$83,600 (3%)	7,198	0 (0%)	2,850 (40%)	1
14	Flood Area #5 - 3th Ave N Greenway	S. M. Hentges & Sons	\$2,687,160	\$229,579 (9%)	\$163,910 (6%)	13,566	534 (4%)	1,631 (12%)	3
15	Fridley Filter Plant Split	Municipal Builders	\$2,542,681	\$28,820 (1%)	\$48,017 (2%)	13,874	715 (5%)	1,405 (10%)	4
16	Calhoun Place	Morcon Construction	\$2,400,000	\$28,320 (1%)	\$9,600 (0.4%)	18,016	901 (11%)	2,664 (15%)	1
17	PPL Foreclosure II	PPL/ Flannery Construction, Inc.	\$1,800,000	\$0 (0%)	\$0 (0%)	10,661	57 (1%)	2,472 (23%)	2
18	Riverside Avenue - Phase 2	Veit and Company	\$1,395,448	\$34,049 (2%)	\$102,845 (7%)	9,493	683 (7%)	1,805 (19%)	2
19	Concrete Sidewalks	Shafer Contracting Company, Inc.	\$1,317,785	\$0 (0%)	\$70,305 (5%)	10,174	779 (8%)	2,246 (22%)	4
20	Penn Avenue South - Construction of - Phase I	Meyer Contrating, Inc.	\$1,305,000	\$285,665 (22%)	\$698,828 (54%)	8,535	903 (11%)	1,644 (19%)	1
21	Winter Street Paving	Meyer Contracting	\$1,258,333	\$838,241 (67%)	\$176,233 (14%)	8,191	6126 (75%)	2,065 (25%)	4
22	Ramp C Elevator	Minnesota Elevator	\$991,469			4,429	0 (0%)	112 (3%)	2
23	Mechanical/Life Safety Upgrades	Northern Air Corporation	\$852,154	\$40,313 (5%)	\$47,848 (6%)	7,513	582 (8%)	794 (11%)	4
24	Site Improvements at Sheridan Veterans Memorial Park	Thomas and Sons Construction	\$850,000	\$155,125 (18%)	\$45,985 (5%)	2,797	305 (11%)	828 (30%)	1
25	Outdoor Warning Sirens	Front Line Plus Fire and Rescue	\$738,323	\$17,150 (2%)	\$10,800 (1%)	4,733	207 (4%)	1,366 (29%)	4
26	MWW Ground Water Control	Mark J Traut Wells	\$734,054			524	0.5 (0.1%)	5 (1%)	3
27	ADA Pedestrian Ramps	Thomas and Sons Construction	\$706,352	\$2,719 (0.4%)	\$3,582 (1%)	1,155	116 (10%)	0 (0%)	4
28	St. Mary's Tunnel Rehab - Phase I	Engineering & Construction Innovations Inc	\$645,178	\$4,968 (1%)	\$27,356 (4%)	12,180	17 (0%)	1,709 (14%)	2
29	St. Mary's/Hiawatha Tunnel Rehab - Phase 2	Engineering & Construction Innovations, Inc.	\$645,178			22,767	0 (0%)	2534 (11%)	3
30	Powderhorn Park Path and Lighting Improvements	Thomas and Sons Construction	\$624,700	\$48,976 (8%)	\$35,108 (6%)	2,682	171 (6%)	766 (29%)	2
31	Clock Tower Renovation	Northern Air Corporation	\$559,757	\$33,026 (6%)	\$21,831 (4%)	2,484	248 (10%)	830 (33%)	2
32	Fridley Softening Plant Exterior Stabilization Project - Phase 2	A & M Construction	\$554,998	\$0 (0%)	\$19,591 (4%)	4,175	159 (4%)	1418 (34%)	2

Closed Construction Projects 2014 (continued)

#	Project Name	Developer/General Contractor	Contract Amount	Business Inclusion		Workforce Goals: 6% / 32%			Quarter
				MBE Actual Participation	WBE Actual Participation	Total Workforce Hours	Female Inclusion Hours	Minority Inclusion Hours	
33	Parking Control & Security Automation @ Fed Cthse Ramp	Harstad Controls	\$504,030	\$70,564 (14%)	\$0 (0%)	992	8 (1%)	222 (22%)	1
34	Reconstruction of Existing Water Main Using the Cured-In-Place Pipe Lining Method	Fer-Pal Construction USA, LLC	\$466,751			1,308	122 (9%)	311 (24%)	1
35	Cleaning and Cured-in-Place Lining of 16" Drain Pipe	IPR Northeast, LLC	\$424,933	\$0 (0%)	\$4,717 (1%)	1,106	0 (0%)	72 (7%)	1
36	Target Center Concession Stand Renovation - General Construction Package	Construction Results Corp.	\$405,384			2,735	912 (33%)	392 (14%)	1
37	Prospect Park Station	Peer Engineering, Inc.	\$403,000			718	0 (0%)	107 (15%)	1
38	Clock Tower Lift Modernization	Minnesota Elevator	\$326,900			1,521	0 (0%)	0 (0%)	2
39	Target Center Rolling Doors	Twin City Garage Door	\$322,500			358	0 (0%)	0 (0%)	2
40	3rd Ave Ramp Restoration	LS Black	\$313,557	\$0 (0%)	\$36,053 (11%)	2,503	168 (7%)	137 (5%)	3
41	Blue Water Partnership Pond Dredging	Veit and Company	\$302,045	\$17,972 (6%)	\$10,390 (3%)	1,058	54 (5%)	350 (33%)	2
42	Exterior Masonry Stabilization	A & M Construction	\$300,000	\$14,250 (5%)	\$3,930 (1%)	1,180	128 (11%)	451 (38%)	3
43	Precinct Desk Remodel	Northern Air Corporation	\$290,395	\$1,946 (1%)	\$33,570 (12%)	1,396	9 (1%)	244 (17%)	2
44	PPL Affirmation House - 3310 Penn	PPL/ Flannery Construction, Inc.	\$270,633	\$9,202 (3%)	\$10,365 (4%)	1,844	148 (8%)	776 (42%)	2
45	Pioneer & Soldiers Cemetery Fence - Phase 3	Terra General Contractors, LLC	\$269,344	\$5,710 (2%)	\$5,710 (2%)	464	56 (12%)	138 (30%)	2
46	Avenue of the Arts - Bridge Restoration	Global Specialty Contractors	\$225,410	\$420,195 (9%)	\$36,385 (16%)	1,710	95 (6%)	50 (3%)	3
47	Avenue of the Arts - Bridge Poles & Fixtures	Electrical Installation & Maintenance	\$213,500			1,036	0 (0%)	0 (0%)	3
48	6th District Dog Park	Derau Construction	\$208,666	\$0 (0%)	\$16,965 (8%)	369	2 (1%)	31 (8%)	2
49	Misc. Roof Repairs	SPS Infrastructure, Inc.	\$200,000	\$6,100 (3%)	\$10,000 (5%)	633	31 (5%)	102 (16%)	1
50	Electrical Support Infrastructure for Electric Car Charging Station	Master Electric Co., Inc.	\$175,000	\$0 (0%)	\$36,260 (21%)	784	0 (0%)	0 (0%)	2
51	Government Center Parking Facility Expansion Joint Repairs	A & M Construction	\$161,190	\$419 (0%)	\$1,322 (1%)	946	28 (3%)	183 (19%)	1
52	LED Light Fixture and Dimmable Wireless Control System	Preferred Electric	\$155,700			116	36 (31%)	45 (39%)	2
53	Target Center Concession Stand Renovation - Tile and Face Brick	CD Tile and Stone, Inc.	\$145,500			1,420	0 (0%)	253 (18%)	2
54	Emergency Operations Training Facility Backup Generator	Preferred Electric	\$130,000	\$1,820 (1%)	\$4,407 (3%)	199	28 (14%)	53 (27%)	1
55	Boiler Replacement at North Commons Waterpark	Corval Constructors, Inc.	\$115,695			280	0 (0%)	103 (37%)	3
56	Snelling Apartments - DEMO ONLY	K. A. Kamish Excavating, Inc.	\$100,000			541	8 (1%)	160 (29%)	2
57	Wall Fabric Replacement for Rooms 203 through 208	Julius B. Nelson & Son, Inc.	\$98,975			122	0 (0%)	32 (26%)	4
58	Tennis Courts Rehab	The Tennis Court Doctor	\$95,098			381	111 (29%)	9 (0.2%)	2
59	Turf Establishment	Lino Lakes Landscaping	\$73,300			67	0 (0%)	0 (0%)	2
60	Roof Replacement @ Government Center Parking Ramp	Berwald Roofing Company, Inc.	\$57,466			198	18 (9%)	32 (16%)	3
Totals			\$233,607,092	\$17,670,260 (8%)	\$27,548,730 (12%)	1,352,400	77,140 (6%)	249,151 (18%)	
				out of \$228,256,622					