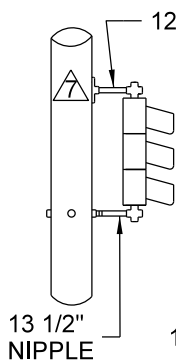


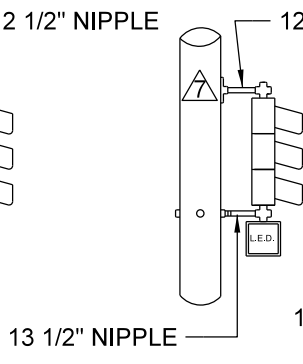
**BRACKETING FOR VEHICLE/PEDESTRIAN INDICATIONS**  
 PIPE DIMENSIONS SHOWN ARE FOR 12" VEHICLE  
 AND PEDESTRIAN COUNTDOWN TIMERS

TYPE 10A



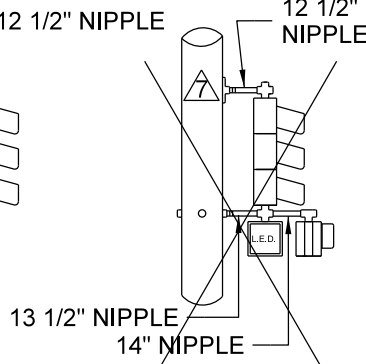
ONE WAY SIGNAL

TYPE 10B



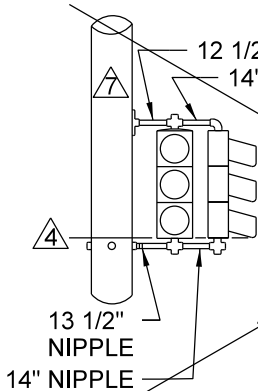
ONE WAY SIGNAL  
1-SET PEDESTRIAN  
INDICATIONS

TYPE 10C



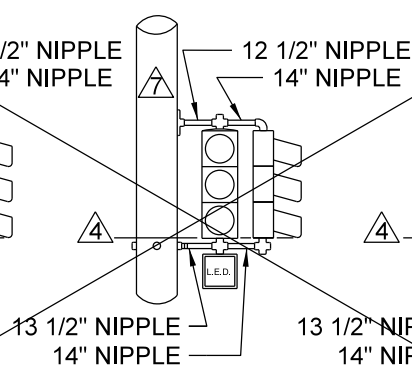
ONE WAY SIGNAL  
2-SET PEDESTRIAN  
INDICATIONS

TYPE 20A



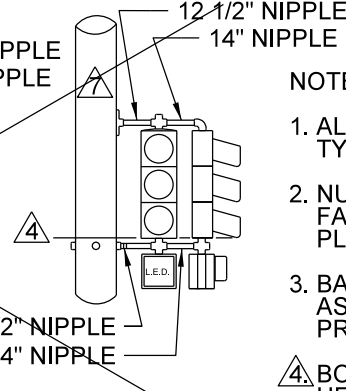
TWO WAY SIGNAL

TYPE 20B

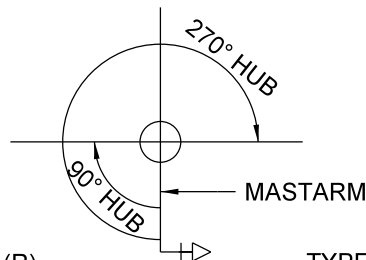


TWO WAY SIGNAL  
1-SET PEDESTRIAN  
INDICATIONS

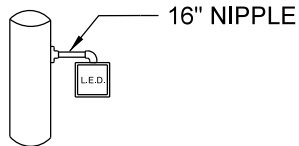
TYPE 20C



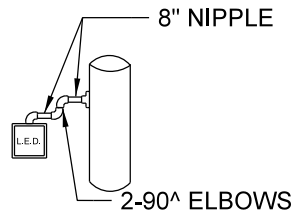
TWO WAY SIGNAL  
2-SET PEDESTRIAN  
INDICATIONS



TYPE 30A (R)



TYPE 30A (L)



NO SCALE

LEGEND	
	1-1/2" IRON PIPE UNLESS SPECIFIED
	90 DEG. ELBOW-THREAD BOTH ENDS.
	TEE-THREAD ALL ENDS.
	CROSS-THREAD ALL ENDS.
	POLE BRACKET

NOTES

- ALL MOUNTING SHOWN ARE TYPICAL-SUBJECT TO MINOR REV.
- NUMBER OF LENSES PER SIGNAL FACE SHALL BE AS REQD. IN PLANS OR SPECIAL PROVISIONS.
- BACKGROUND SHIELDS PROVIDED AS REQD. IN PLANS OR SPECIAL PROVISIONS.
- BOTTOMS OF LOWER LENSES IN HEAD ASSEMBLY SHALL BE AT SAME ELEVATION.
- ALL PIPE FITTINGS SHALL BE MALLEABLE IRON.
- UNUSED OPENING SHALL BE PLUGGED W/ ALUMINUM PIPECAPS.
- POLE BRACKET ATTACHED BY DRILLING AND TAPPING POLE. BRACKET ATTACHED WITH 2-3/8" X 1 1/2" STEEL HEX HEAD COARSE THREADED BOLTS.
- ALL HEADS MUST BE PLUMB & LEVEL
- ALL PIPE FITTINGS AND HEADS SHALL BE MADE UP TIGHT.
- ALL BRACKETS & FITTINGS SHALL BE PAINTED W/ SIGNAL YELLOW PER SPECS.
- ALL PIPE THREADS SHALL BE NPT (NATIONAL PIPE THREAD) AS REQUIRED AT THE END OF THE PIPE.



DRW: EAV

DATE: 1/2/18

APP: DRP

DATE: 1/2/18

HEAD - SIGNAL

BRACKETING - POLE-MOUNTED  
VEHICLE/PEDESTRIAN INDICATIONS

STANDARD  
PLATE  
NO.  
TRAF-1330-R6