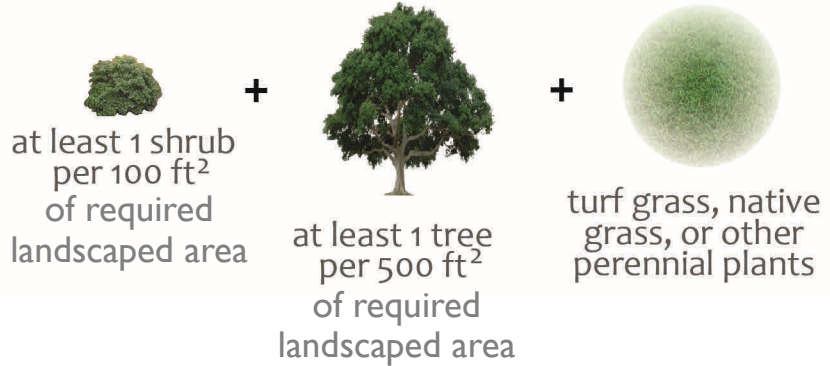


LANDSCAPING AND SCREENING

This bulletin offers guidance for meeting the design standards for Site Plan Review related to landscaping and screening.

at least **20% of site** not occupied by buildings should be landscaped as follows

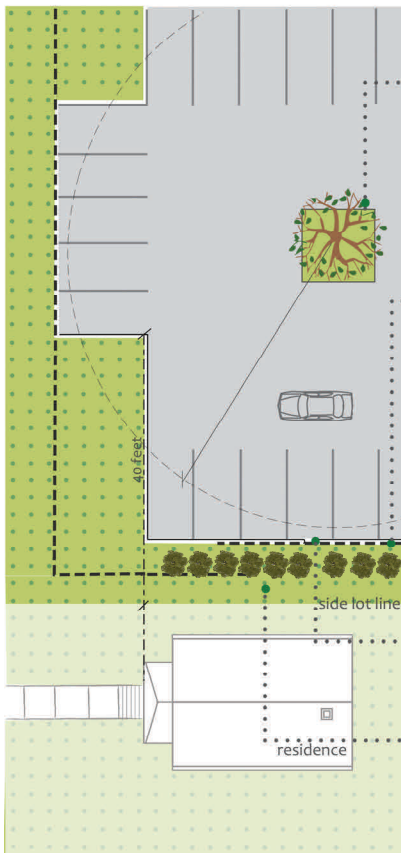


All landscape planting shall be tolerant of drought, cold, heat, and salt and should comply with general maintenance and quality standards (530.200, 530.210)

next to a residential zoning district (R or OR) or residential use

The following four components are required for parking/loading areas and other car-serving areas. (§530.160)

next to a public street, sidewalk, and/or pathway




TREES

All parking spaces (in lots of 10 or more spaces) shall be within 50 feet from an on-site deciduous tree.

At least one tree is required for every 25 linear feet of parking/loading frontage along a street or sidewalk.

SCREENING

| | |
|--|--|
| <p>FACING SIDE/REAR LOT LINE OR RESIDENTIAL USE</p> <p>6 feet high, at least 95% opaque, can be inside or outside of the required yard.</p> | <p>FACING FRONT LOT LINE OR STREET/SIDEWALK</p> <p>3 feet high, at least 65% opaque, shall be inside of the required landscaped yard.</p> |
|--|--|



DISCONTINUOUS CURB / WHEEL STOPS

to allow stormwater to infiltrate in landscaped yard.

LANDSCAPED YARD

At least 7 feet in width (9 feet for parking lots of 100 spaces or more) shall be landscaped with grasses or other perennial plants, including shrubs and/or trees. (Note: the required setback for large-scale buildings exceeds this 7 feet.)

