


TECHNICAL SPECIFICATIONS THE GOODALE THEATER AT THE COWLES CENTER

CONTENTS

GENERAL FACILITY INFORMATION	2
LOADING INFORMATION	3
STAGE DIMENSIONS AND INFORMATION	5
LINESETS AND SOFT GOODS	6
LIGHTING	7
SOUND	9
INTERCOM	10
PROJECTION/VIDEO MONITORING	11
VIDEO PRODUCTION/RECORDING	11
STAGE MANAGEMENT	12
PROPERTIES	12
DRESSING ROOMS/FACILITIES	13
LOWER-LEVEL FLOOR PLAN	14
STAGE LEVEL FLOOR PLAN	15
WARDROBE	16
LINE SHEET	17

Cowles Goodale Theatre



GENERAL FACILITY INFORMATION

The Goodale Theater at The Cowles Center consists of a new stage house to complement the 1910 Shubert Theater's auditorium, which was relocated to this location in 1999. The facility was fully renovated and opened officially on September 9, 2011. The Goodale Theater and the lobby space, US Bank Atrium, are under the jurisdiction of the IATSE Local 13 stagehand union.

The Goodale Theater seats a maximum of 503 people – 216 raked seats on the Orchestra Level (lower level) and 287 in the Grand Tier (upper level). There is no overhanging balcony. It is a proscenium stage with a full fly-loft, multi-configuration motorized orchestra pit, an orchestra shell, complete lighting and sound packages, and other standard theatrical equipment and support facilities.

Rows A101 - A116 and B101 - B119 must be removed to use the orchestra pit, reducing the house count by 35.

The stage door is accessed from inside The Cowles Center lobby. Unique keypad code required for entry and will be distributed by the production manager prior to company arrival.

ACCESSIBILITY

Accessible seating in two locations each on the Orchestra and Grand Tier levels. Audio description, signed interpretation, and other accommodations available on request. The Goodale Theater and its box office are TTY compatible.

ADDRESS

The Cowles Center for Dance and the Performing Arts
528 Hennepin Avenue, Suite 200
Minneapolis, MN 55403
www.thecowlescenter.org

CONTACTS

Joseph Bingham, Director of Operations and Production
612.508.0968 / jbingham@thecowlescenter.org

INTERNET

WIFI is available throughout the facility, and credentials will be provided at load-in. Hardwire connections are also available throughout the facility, however any hardwire needs should be advanced with Production Manager to ensure proper setup

Cowles Goodale Theatre

LOADING INFORMATION

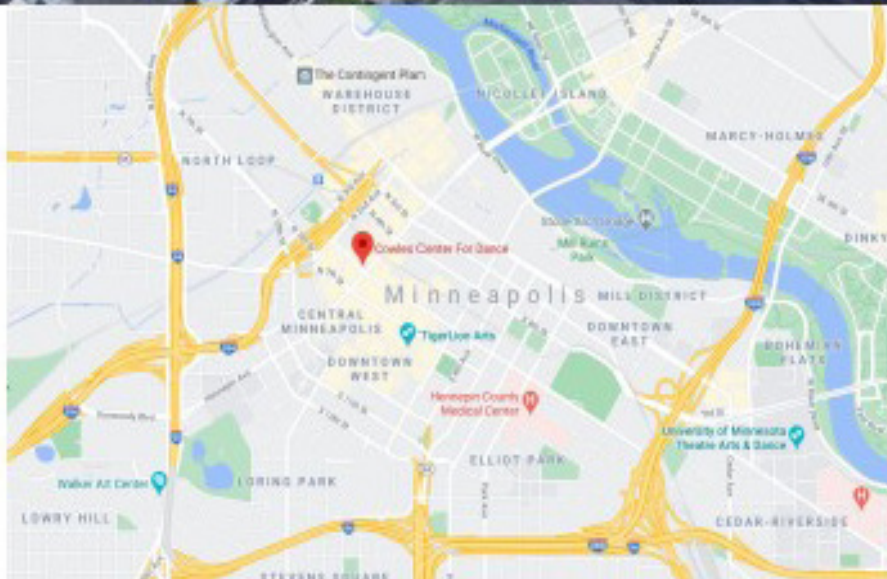
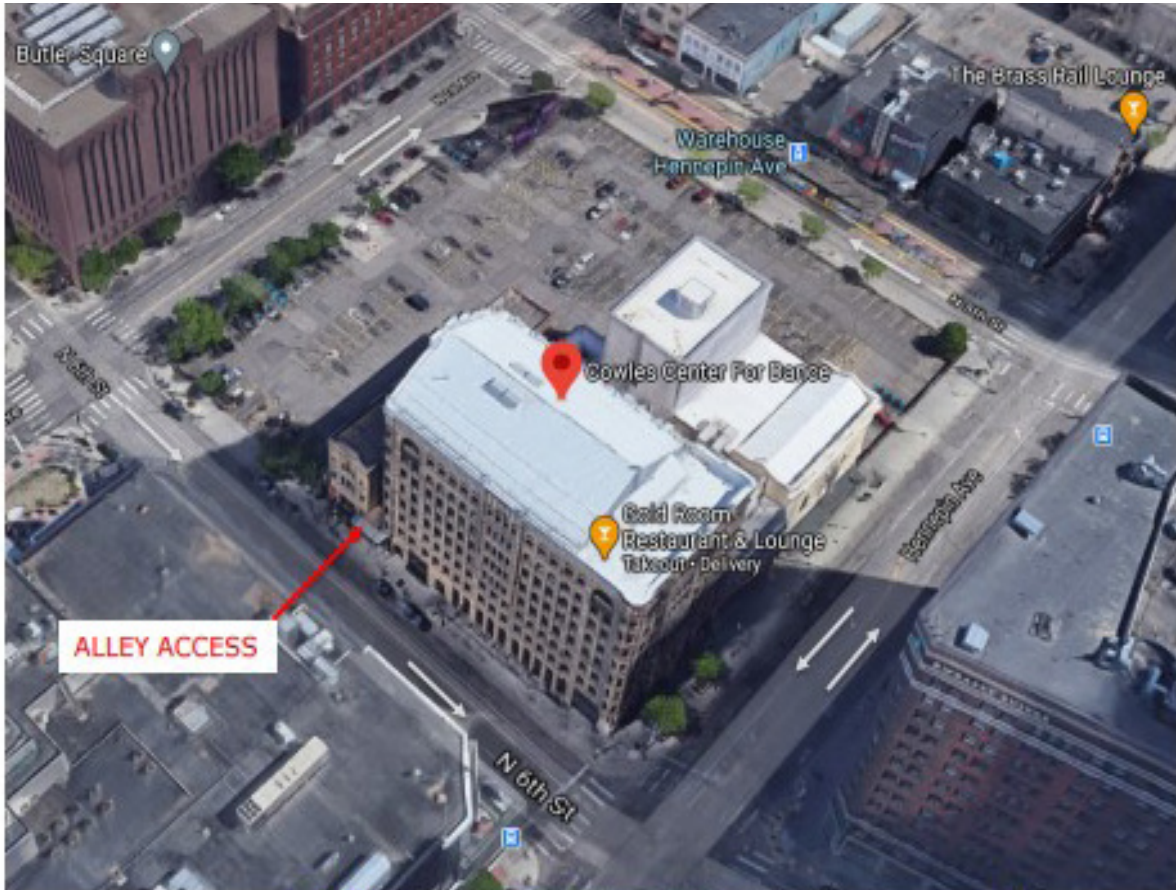
The Goodale Theater is an at-grade (street level) loading setup, there is no truck height dock. The loading facility is in a **NARROW** alleyway located on 6th Street between Hennepin Avenue and 1st Avenue. 6th Street is a one-way street running west to east.

- Exterior loading doors are 8'-0" wide x 13'-11" tall
- Fluorescent lights in dock area are at 17'-6"
- Stage loading doors are 7'-6 7/8" wide x 15'-7 3/4" tall and are located at a right angle from the exterior loading doors
- Loading alleyway is accessed via a security gate and can fit box trucks up to 26' with minimal clearance on either side.
- Semi-trucks and buses must hood meters and unload from 6th street. Requires 1-month notice for obstruction and meter hooding permits. Unloading a semi truck or bus trailer will typically require a Minneapolis Police Officer to block traffic. All permits and police costs are at the expense of the company.
- Trucks require IATSE loaders separate from the rest of the crew. Trucks 26' and under require a minimum of two loaders. Trucks over 26' require a minimum of four loaders.



Cowles Goodale Theatre

THE COWLES CENTER
GOODALE THEATER
Updated as of 04/09/2021



STAGE DIMENSIONS AND INFORMATION

STAGE FLOOR

- Sprung floor (basket weave) covered with 4' x 8' sheets of manufactured wood and painted black.
- No fastening, screwing or nailing to the floor permitted
- The use of ANY type of glitter must receive explicit permission from the Production Manager and may incur additional labor fees for cleanup.
- Harlequin black marley dance floor covers the deck unless otherwise requested to be removed. Removal and restore will incur additional crew hours and expense.
- Marley must be removed for events requiring use of orchestra shell.
- Special permission must be granted for use of rosin and will require a French mop prior to each performance.
- 1" LED strip and 5 ¼" wood molding on DS edge of stage

STAGE DIMENSIONS

- Apron is narrow and is not optimal for front of curtain speeches.
- Proscenium height - 30'-3" (~20' masked is standard)
- Proscenium width - 38'-0"
- Stage to house floor - 3'-6"
- Grid Height - 73'-5¼"
- Apron to Grand Tier wall - 31'-10¼"
- Apron to Grand Tier rail - 30'-7"
- Apron to Booth - 33'-6½"
- Apron to followspot booth - 75'-6"
- Apron edge to plaster line - 2'-2"
- Apron edge to upstage wall - 47'-2"
- Fire Curtain pocket - 6 ¼"
- Plaster line to upstage wall - 45'
- Plaster line to US end of rail - 41'-7"
- Centerline to SL wall - 35'-2"
- Centerline to SL rail - 32'
- Centerline to SR wall - 39'-3"
- Stage to Center Cluster - 24'-¼"
- House to Center Cluster - 28'-5"
- Stage to SL/SR arrays - 17'-2 ¼"
- House to SL/SR arrays - 20'-8"
- Orchestra pit lift (approx..) - 23' wide x 9'6" deep at center (curved)

US crossover is onstage behind US blackout curtain. If the blackout is not in, there is no US crossover available. Cross under available thru dressing rooms on lower level.


Fire Curtain line must remain clear during load-in, performances, and load-out.

Gallery Bridges are located the full length of the stage right, stage left, and upstage walls.

Height of gallery bridges is 33' - 2 ¾" from stage floor.

There is a duct that is 28' - 10 ½" from the stage floor on SL and SR

Cowles Goodale Theatre



LINESETS AND SOFT GOODS

- 59 single purchase line-sets on 8" centers. Arbor Capacity = 1,700lbs
- Available weight: 70,000lbs // (2240) 25lb, 1" weights // (933) 13lb, ½" weights
- Batten low trim: 3'-11" // Batten high trim: 72'-1" // All battens 51'-2" long
- Legs are hung in rep at 39'-0" apart (1' wider than proscenium opening)

REP SOFT GOODS

- Main Curtain and Teaser (not removeable)
- (6) Black Borders in rep. 50'x8'
- (5 pairs) Black Legs in rep. 8'x32'
- (1 pair) Black Legs – used to mask downstage right (side tab). 12'x24'
- Da-lite Projection Screen – 20w x 16h (4:3). Front or Rear Projection.
- Black Traveler @ Midstage (hung upstage of projection screen)
- Black Sharkstooth Scrim 50'x31'
- Black US Traveler
- White plastic, seamless Cyclorama/RP (not moveable from current lineset)
- White bounce DS of full stage blackout
- Fullstage Blackout Curtain (hung on last lineset to mask crossover)


AVAILABLE SOFT GOODS

- (4) Additional Black Borders 8'x25'
- (8) Additional Black Legs 8'x32'
- Dark Blue Scrim ~50'x31'
- White Scrim 50'x31'

Limited ½" schedule 40 pipe available for bottom pipe of backdrops.
Please see Lineset Schedule for standard rep locations and trims of all softgoods, electrics, and orchestra ceiling units.

Other miscellaneous soft goods may be available. Check with production manager.
Gallery Bridges are located the full length of the stage right, stage left, and upstage walls.
Height of gallery bridges is 33' – 2 ¾" from stage floor.
There is a duct that is 28' – 10 ½" from the stage floor on SL and SR

Cowles Goodale Theatre



LIGHTING

The Goodale Theater maintains a repertory dance plot. All instruments must be restored to their repertory positions and focus at the end of a performance run at the cost of the company.

POWER

400A 3Ø 120V/208V • Mid-Rail Level, SR // Camlock 5-wire • *In-use by house dimmers.*
400A 3Ø 120V/208V • Mid-Rail Level, SR // Camlock 5-wire • *In-use by house dimmers.*
200A 3Ø 120V/208V • Grid Level. SR and SL // Camlock 5-wire
200A 3Ø 120V/208V • Stage Level, SR // Camlock 5-wire
100A 3Ø 120V/208V • Loading Dock // Camlock 5-wire
100A 3Ø 120V/208V • Loading Dock // Camlock 5-wire • *Isolated Transformer*
100A 3Ø 120V/208V • Stage Level, USR Camlock 5-wire • *Isolated Transformer*
60A 3Ø 120V/208V • Stage Level, DSR// Pin & Sleeve 5w • *Isolated Transformer*
60A 3Ø 120V/208V • Stage Level, USL // Pin & Sleeve 5w • *Isolated Transformer*

(8) 20A circuits are available in each corner at stage level (32 circuits total) and are a combination of L5-20 (twistlock) and 2P&G (stage-pin) connections. There are adapters available to edison/NEMA 5-15 for ~16 circuits at a time.

Any tails and feeder required to access these company switches must be provided by the company. House crew must make and break all electrical connections in company switches.

All venue lighting fixtures are 2 pin and ground (stage-pin)

ATMOSPHERICS


Fog/haze requires the fire detection system to be placed in 'test' mode, and requires a minimum two weeks notice. No firewatch is required. There are no hazers/foggers in inventory, however please inquire about rentals.

LIGHTING POSITIONS

Lighting over the house is accessed via catwalks and a tension mesh grid.

- 9 lighting electrics hung over the stage
- 5 sets of side booms with shins, mids, low heads and high heads.
- Motorized light ladders hung SL and SR for high side lighting.
- A lighting rail located on the face of the Grand Tier. Rep instruments hung. Additional circuiting possible, but time consuming.
- A lighting rail is located on wall at the rear of the Grand Tier with instruments for front light when shell and orchestra clouds are in place

Cowles Goodale Theatre



ADDITIONAL LIGHTING INVENTORY AVAILABLE

- (30) – ETC Source Four ellipsoidal bodies (NOTE: more barrels available than bodies)
 - o (20) 50° barrels
 - o (8) 36° barrels
 - o (8) 26° barrels
 - o (4) 19° barrels
- (10) – Altman Q-Lites (open face units/work lights)
- (34) – ETC PARS (full lens kits available)
- (2) 1200w MSD Robert Juliat Topaze (7°-14.5°) in spot booth at top rear of house.

PLEASE CONSULT PRODUCTION MANAGER RE: AVAILABILITY OF INSTRUMENTS

CABLE

- Limited quantities of stage-pin and Edison extension cable available
- Several 50', 75' and 100' lengths of socapex extensions with breakouts available
- (2) stage-pin break-ins available

CONSOLE

- ETC ION 3000 w/ iPad remote
- Remote RVI stations: (1) at SM Desk in booth, (1) available for tech table in house

ACCESORIES

- (12) City Theatrical Source Four ellipsoidal top hats
- (12) City Theatrical Source Four PAR four-door barndoor
- (8) A-size Source Four metal gobo holders
- (20) B-size Source Four metal gobo holders
- (2) B-size Source Four glass gobo holders
- (10) Source Four iris kits
- (10) Wooden base plates for ground mounting instruments
- (5) 8" metal bases for ground mounting instruments
- (10) Steel plates for additional booms (limited pipe)

SOUND

House mixing board is located in the booth. Removable window and monitors available. Mixing positions in front of booth and in balcony are available but require removal of seats, possible additional crew hours and the rental of a SEPARATE sound console.

HOUSE MIXING BOARD/PLAYBACK

- YAMAHA M7CL DIGITAL BOARD
- (2) CD players
- QLAB 4 Professional License on Mac Mini (no dual backup)

HOUSE SPEAKER SYSTEM

R+L SIDE ARRAYS

- (2) MEYER CQ-1 LOUDSPEAKERS
- (2) MEYER UPA-1P LOUDSPEAKERS

CENTER ARRAY

- (2) MEYER CQ2 LOUDSPEAKERS
- (1) MEYER UPA-1P LOUDSPEAKERSUBS
- (2) MEYER USW-1P (main floor)
- (2) Powered Subs (balcony)

SIDE FILL MONITORS (these four are currently used onstage as side fills and are flown)

- (2) JFX 200 – 12” cones
- (2) JFX 260 – 12” cones

MONITOR WEDGES (available for use)

- (4) QSC K12.2 Powered Speakers – 12” cones
- (4) EAW SM129Z1 – 12” cones

POWERED SPEAKERS (available for use)

- (2) Electro-Voice ZLX12p – 12” cones


MONITOR BOARD (requires additional labor, operated from stage left)

- YAMAHA M7CL DIGITAL BOARD
- Whirlwind Concert 48 input XLR audio splitter

WIRELESS MICROPHONES

- (3) Shure UR4S+ receivers (can use wireless hand helds OR wireless lav)
- (3) Shure UR SM58 Wireless hand held mics
- (3) DPA 4060 Lavalier Omni mics
- (4) Shure ULXD receivers (Can use hand helds OR wireless lav)
- (4) Shure ULX1 SM58 Wireless hand held mics
- (3) Shure ULX2 lavalier mics
- (2) Shure UHF UA845 Antenna & Power Distro System

Cowles Goodale Theatre



WIRED MICROPHONES

- (7) Shure SM 58
 - (4) AT PRO 37 Lipstick condenser mic
 - (4) Shure SM 57
 - (1) BETA 52
 - (1) AT AT4033CL CLSC condenser mic w/ shockmount
 - (2) CROWN PCC160 floor mics
 - (2) AKG C300S
- Additional mics may be available. Consult with production manager

CABLE

- (8) Radial ProDI passive direct box
- (2) Radial ProAV1 Multimedia direct box W/3.5MM
- (2) Radial ProD2 Stereo Direct Box
- (1) Whirlwind 75' audio snake 16x4 w/ TRS return stagebox in to XLR fan out
- (1) Whirlwind M6 audio snake 28x4 stagebox in to XLR fan out w/ 50' or 150' lengths
- (2) Elite Core 50' Fan to fan 8-channel audio snakes
- Assorted lengths of XLR cable, misc adapters, and shorter cables

MIC STANDS

- (1) Heavy-duty round-base straight stand (Chrome)
- (4) Round-base straight stand
- (2) Round-base boom stand
- (2) Round-base short boom stand
- (2) Tripod short boom stand
- (3) Tripod straight stand
- (8) Tripod boom stand

INTERCOM

- Wired Clearcom RM704 – 4 channel system with six spare headsets and belt packs. Wired stations available at Sound, Lighting, SM, Video, Recording positions. 4 Channel remote station available at SM Desk and for tech table.
- Wireless Telex TR825 E88 band – 2 channel system with four (4) BTR800 2-channel beltpacks w/ headset
- Mix of single and dual muff headsets available

PROJECTION/VIDEO MONITORING

- Dalite 20' w x 16'h screen hung on line set 25 (4:3 ratio).
 - Black border downstage can be used to mask to 16x9 dimensions.
- Projector can throw to scrim/cyc upstage (use resolution of 16x9 or 16x10/1280x800).
- Blackmagic ATEM Television Studio HD Live Production Switcher available to run multiple inputs/convert HD video signals.
- (2) Decimator MD-HX HDMI/SDI Cross Converter
- (4) Decimator MD-LX HDMI/SDI Cross Converter
- Assorted SDI, BNC and other video cable
- 32" HD Monitors available in various dressing rooms and common spaces throughout the theatre
- Color and IR Video Monitoring available at SM Desk

Please note, projection control equipment (computers/switcher) may be run from the booth or backstage right depending on the production and crew needs.

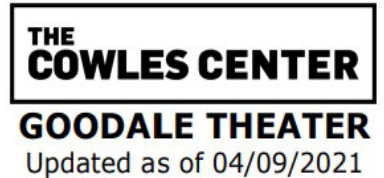
VIDEO PRODUCTION/RECORDING

Single camera archival recordings may be made of an event for a nominal charge using inhouse equipment. Use of in-house equipment beyond an archival recording will require an additional IATSE operator.

The Goodale Theatre contains a Black Magic remote camera control and recording system. Three remote controlled PTZ moving-head style cameras are mounted to the balcony rail at far house right, far house left, and center, along with one static wide shot at center. Movement is manipulated via Rushworks moving arms w/ babyzoomer attachments

- Black Magic ATEM TV Studio Pro 4K Live Production Switcher
- Huddle Cam PTZ Joystick Controller
- (2) Black Magic Micro Studio Camera 4K w/ Olympus M.Zuiko 12-40mm f/2.8 Lenses
- (1) Black Macic Micro Studio Camera 4K w/ Panasonic Lumix GX Vario 35-100mm lens
- (1) Black Magic Micro Studio Camera 4K w/ Rokinon 10mm fixed lens
- (3) Rushworks Model L1 Moving Heads with Baby Zoomer attachments
- (1) AJA U-TAP SDI USB 3.0 SDI Capture Device
- (4) Black Magic Hyperdeck Studio Mini Ultra HD Broadcast deck (individual camera footage capture to SD cards)
- (1) Alienware MR15 R3 Laptop
- vMix Pro Software for live three camera capture and streaming

Cowles Goodale Theatre



STAGE MANAGEMENT

Stage Management Desk is setup in the FOH control booth with the following equipment:

- (1) 27" 4 input monitor for color cam, IR Cam, lighting cues, and sound cues
- (2) 9" monitors available for video cues and conductor cam or livestream feed
- (1) 27" monitor for multi camera viewing of recording system
- (1) Clearcom RM 704 Remote Station
- (1) Dressing Room/Paging Microphone with on/off switch
- (1) Audio Monitor with house feed
- (1) ETC RVI (viewable via quad view monitor above)

Above equipment can be replicated in the house with full RVI setup for stage management/lighting design positions at tech table.

Makeshift stage management desk can be created backstage right with simple clear com, video monitor, light cue monitor and paging microphone, but does require additional setup time. Full SM setup backstage right will require significant labor.

PROPERTIES

RISERS/PLATFORMS

- (4) Wenger three step choir risers
- (16) Wenger 4' x 8' risers. Various leg heights up to two feet. Consult production manager for availability and height of legs available.
- (3) Painted wood risers, 4'd x 8'L x 10"h (these are NOT locking stage decks)
- (2) Painted wood risers, 3'd x 3'w x 1'h
- (1) Custom single person platform for ASL interpreter. Placed on audience level house right or left. Approx. 1'h.
- Assorted wood platforms, stage boxes, and small risers may be available.

LIFTS/LADDERS

- (1) 40' Genie AWP-40S Personnel Lift
- (4) 6' A-frame Ladders
- (2) 8' A-frame Ladders
- (2) 10' A-frame Ladders
- (1) 12ft A-frame Ladder
- (2) 16ft Extension Ladders


ORCHESTRA PROPERTIES

- (44) Plastic orchestra chairs
- (14) Padded (not cello) chairs
- (10) Manhasset metal music stands
- (50) Wenger plastic music Stands
- (18) Music Stand Lights
- (1) Conductor's stan

ADDITIONAL PROPERTIES

- (4) black bar stools with backs
- (3) black molded plastic chairs
- (4) black folding laptop stands
- Limited number of 6'x3' tables by request (subject to availability)
- Limited number of 6'x18" tables by request (subject to availability)
- Additional black, plastic chairs by request (up to 120, subject to availability)

Cowles Goodale Theatre



DRESSING ROOMS/FACILITIES

All dressing rooms apart from the Kelley Lindquist Suite are on the lower level. Multiple stairs and elevator access from stage to lower level.

All facilities listed here have a TV monitor of the stage, and program/paging monitors

Room	Location	Type/Capacity	Amenities
Kelley Lindquist Suite	Stage Level SR	Principal, 2	Private ADA Restroom & Showers, AEA counter space, make-up mirrors/lights, small fridge, suitable for production office.
Dressing Room B	Lower-Level SR	Principal, 2	Private ADA Restroom & Showers, AEA counter space, make-up mirrors/lights. Smaller than Lindquist Suite
Dressing Room #1	Lower-Level SR	Chorus, 14*	Counters, make-up mirrors/lights. Large restroom/shower shared with Dressing Room #2,
Dressing Room #2	Lower-Level C	Chorus, 9*	Counters, make-up mirrors/lights. Two large restrooms/shower shared with Dressing Rooms #1 or #3
Dressing Room #3	Lower-Level SL	Chorus, 16*	Counters, make-up mirrors/lights. Large restroom/shower shared with Dressing Room #2
Performer Lounge	Lower-Level C	20+	Large tables, chairs, couch. Fridge, sink, coffee and tea pots. TV monitor with live feed from stage.
Production Office	Lower-Level C	Office, 4	Close to Dressing Room 3 and DSL left stairs. Phone line available by request prior to load-in.

*Can accommodate 6-12 additional people in each space w/out dedicated mirror space.

Additional Single Occupancy Restrooms located:

- Lower-Level next to Dressing Room #3
- Stage Level on Loading Dock

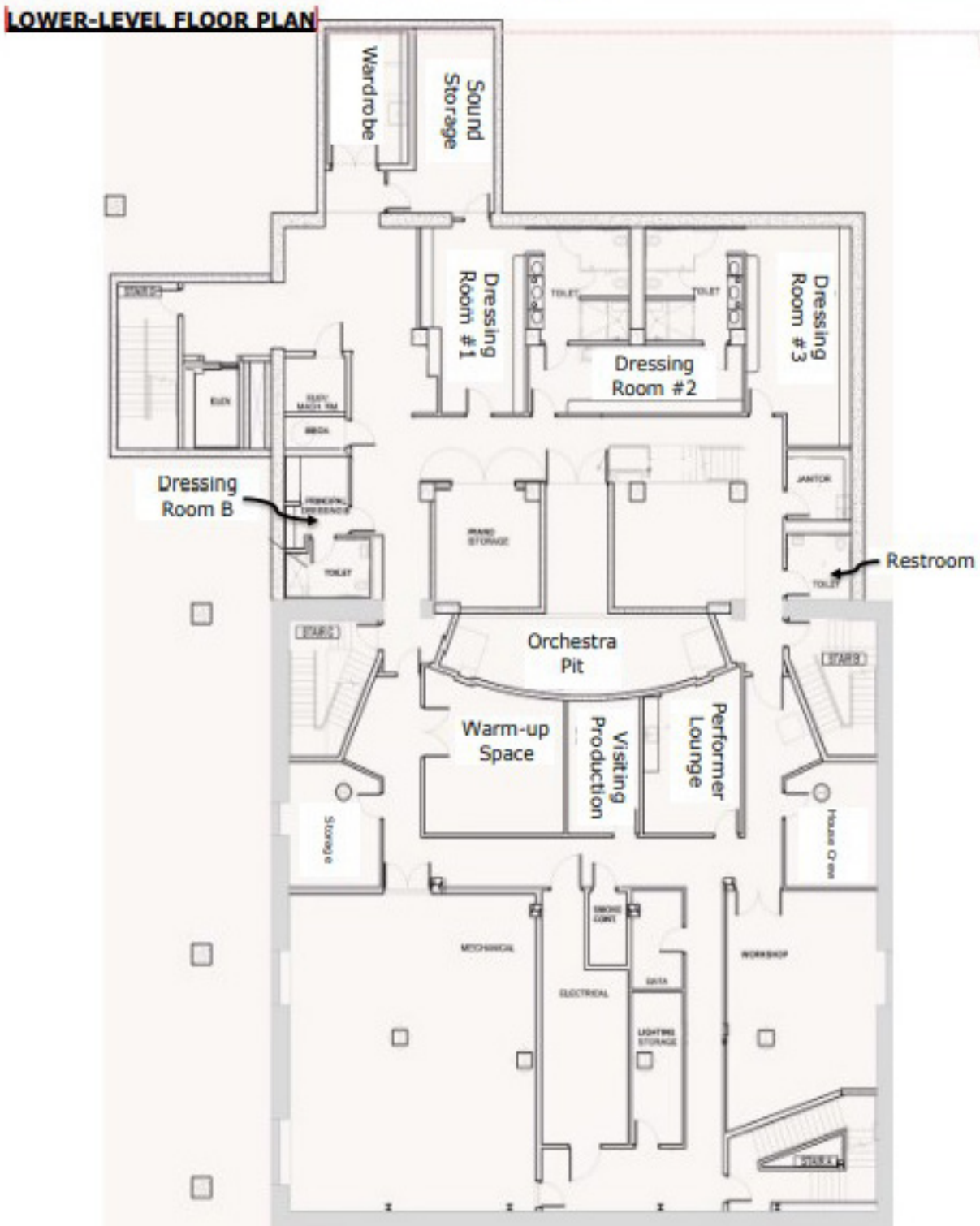
A quick-change booth is available just offstage USR in the enclosure outside the elevator.

WARM-UP SPACE

Approx. 18' x 18' marley laid on concrete. Floor is NOT sprung. Clearance to lowest hanging point in the room is 8'. Equipped with portab

Cowles Goodale Theatre

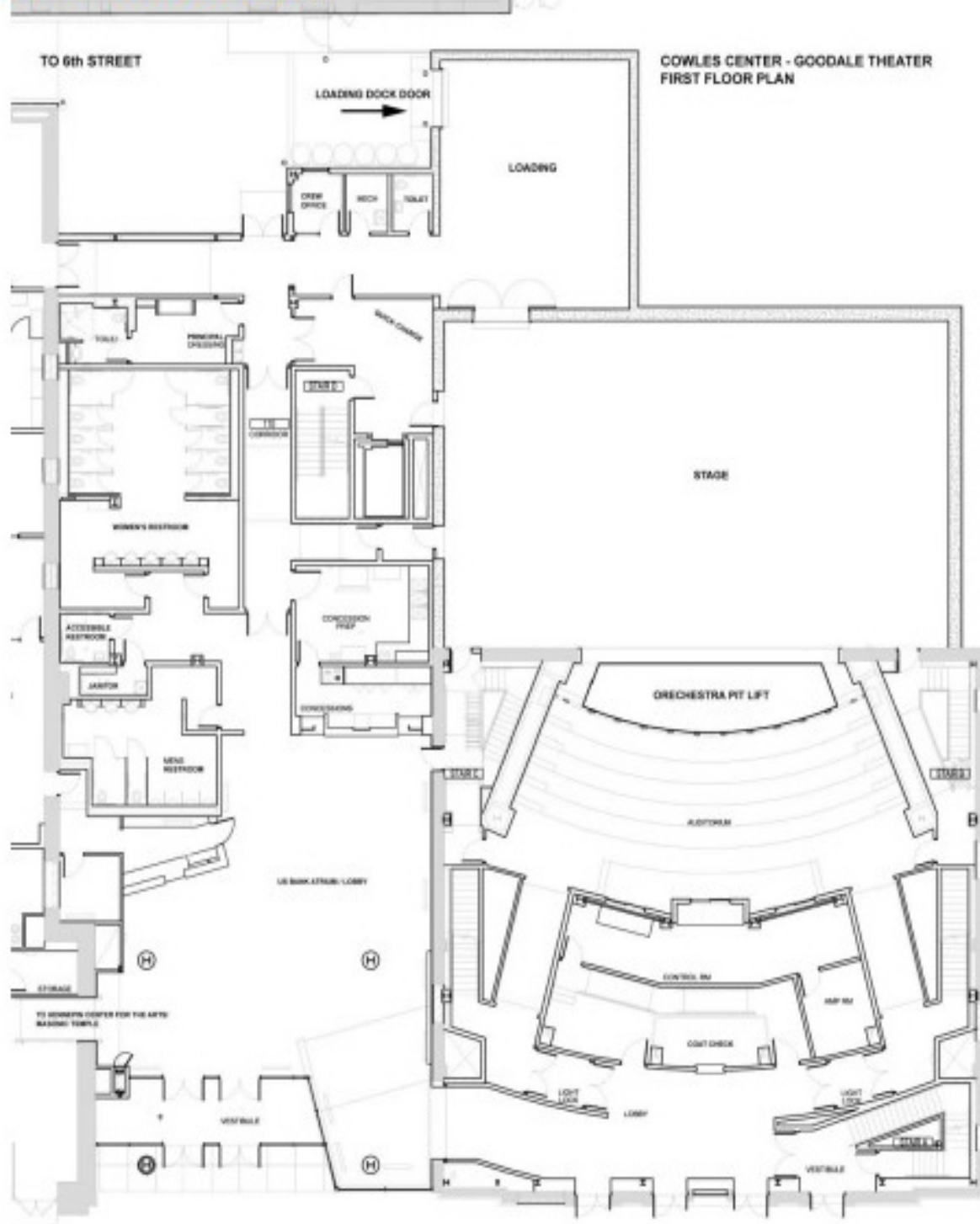
THE COWLES CENTER
GOODALE THEATER
Updated as of 04/09/2021




Cowles Goodale Theatre

THE COWLES CENTER
GOODALE THEATER
Updated as of 04/09/2021

STAGE LEVEL FLOOR PLAN



Cowles Goodale Theatre



WARDROBE

Wardrobe Room is located on the lower-level, immediately across from the elevator. Use of wardrobe facilities, including irons, steamers, laundry, sewing machines, etc. requires IATSE wardrobe labor and prior approval from the Production Manager

WARDROBE EQUIPMENT

- 2 Washers, Unimac HE front loading
- 2 Dryers, Unimac
- 4' x 8' worktable
- (1) Jiffy J-2 Garment Steamer
- (2) smaller stand steamers
- (4) 20" Lasko speed box fans
- (4) 20" Lasko standard box fans
- Utility sink, with hot and cold water supply

Non-Theatrical Equipment Available:

Concessions

- Ice Machine
- X3 Beverage coolers (x2 are functioning) – breakers currently off
- Miscellaneous items


Box Office/FOH

- X4 Ticket Printers compatible with AV Pro software
- X3 HP All-in-one desktop computers
- X4 Ticket Scanners compatible with AV Pro software
- Various stanchions and Hand sanitizer stations
- X1 faux leather Loveseat
- X2 faux leather chairs
- X2 end tables
- X2 coat racks and hangers in coat check
- X8 high top tables with black polyester linens
- Miscellaneous items

Marquee

- Daktronics marquee (needs to be cleaned once per year. Stagehands handled this)
- Controlled from all-in-one computer in box office storage room next to box office

Cowles Goodale Theatre



P LINE	PLASTER	BATTEN	GOODALE HOUSE PLOT	PRODUCTION HANGING	Scene	Co.	Sizes (WxHxD)	WT	TRIM (LO/HI)	HAMPER #	NOTES
H SET	LINE	LENGTH	PLOT	PLOT							
NA		NA									
PL	0'-0"		Plaster Line								
FC	0'-3"		Fire Curtain								
1	0'-11"		House Teaser (Valance)	Permanent Installation			50' x 8'	4			Permanent installation
2	1'-8"		House Curtain	Permanent Installation			26'6" x 31' (2)	20			Permanent installation
3	2'-2"		House Border				50' x 8'	4			20' to bottom
4	2'-8"		Open								
5	3'-4"		Open								
6	4'-0"		1st Electric - 24'-6"					43	24'-6"		
7	4'-8"		Monitor speakers (2)					5.5	7'-11"		
8	5'-4"		Open								
9	6'0"		#1 Border (tall)				50' x 8'	2.5			22' to bottom
10	6'-8"		# 1 legs				8' x 31'(2)	2.5			
11	7'-4"		Open								
12	8'-0"		#1 Shell	Permanent Installation				79			Permanent Installation
13	9'-4"		2nd Electric - 26'-9"					15	26'-9"		
14	10'-0"		electric								
15	10'-8"		Open								
16	11'-4"		Open								
17	12'-0"		#2 Border				50' x 8'	2.5			22' to bottom
18	12'-8"		#2 legs				8' x 31'(2)	2.5			
19	13'-4"		Open								
20	14'-0"		3rd Electric - 27'-6"					17	27'-6"		
21	14'-8"		electric								
22	15'-4"		4th Electric - 26'-10"					32	26'-10"		
23	16'-0"		electric								
24	16'-8"		Open								
25	17'-4"		#3 Border				50' x 8'	2.5			22' to bottom
26	18'-0"		Video Screen				16' x 20'	3.5			22' to bottom
27	18'-8"		#3 legs				8' x 31'(2)	2.5			
28	19'-4"		Midstage Traveler	Permanent Installation			26'6" x 31' (2)	16			
29	20'-0"		#2 Shell	Permanent Installation				74			Permanent Installation
30	21'-4"		Monitor speakers (2)					5.5	7'-11"		
31	22'-0"		5th Electric 26'-11"					33	26'-11"		
32	22'-8"		Open - Does not pass 5th electric								
33	23'-4"		Open								
34	24'-0"		#4 Border				50' x 8'	2.5			22' to bottom
35	24'-8"		#4 legs				8' x 31'(2)	2.5			
36	25'-4"		Open								
37	26'-0"		Open								
38	26'-8"		Open								
39	27'-4"		6th Electric - 27'-3"					31	27'-3"		
40	28'-0"		electric								
41	28'-8"		7th Electric - 27'-1"					19	27'-1"		
42	29'-4"		electric								
43	30'-0"		#5 Border				50' x 8'	2.5			22' to bottom
44	30'-8"		# 5 legs				8' x 31'(2)	2.5			
45	31'-4"		Open								Side and F/L US Light line
46	32'-0"		#3 Shell	Permanent Installation				72			Permanent Installation
47	33'-4"		Open								
48	34'-0"		Black Sharktooth Scrim				50' x 31'	2.5			
49	34'-8"		US Traveler					16			
50	35'-4"		Cyc / R/P				50' x 32'	8			
51	36'-0"		Open								
52	36'-8"		8th Electric- 27'-3"					15	27'-3"		
53	37'-4"		Open								
54	38'-0"		lighting storage					34			
55	38'-8"		Open								
56	39'-4"		Electric								
57	40'-0"		9th Electric - 26'-3"					22	26'-3"		Sky cycs
58	40'-8"		Bounce				48' x 28'	3			plot
59	42'-4"		Blackout				50' x 31'	6.5			

Approx 3' of crossover space US of blackout

**White Sharktooth and Blue Sharktooth Scrim available upon request