

Minneapolis
City of Lakes

DEPARTMENT OF CIVIL RIGHTS
CONTRACT COMPLIANCE DIVISION

1ST QUARTERLY REPORT

January – March 2014

Contents

INTRODUCTION	3
OUTREACH	3
TECHNOLOGY	4
MINORITY AND WOMEN INCLUSION.....	4
Small and Underutilized Business Program	4
Goals	5
Supplier Diversity	5
Minnesota Unified Certification Program (MNUCP).....	6
Eligibility Requirements	6
Certifications	6
Female and Minority Labor Participation	7
Affirmative Action	7
SECTION 3	8
SINGLE FAMILY HOMES	8
Neighborhood Stabilization Program (NSP).....	8
Green Homes North	10
Home Ownership Works Program (HOW)	10
WAGE UNDERPAYMENTS AND RESTITUTIONS	10
CONCLUSION.....	10
Table 1 Active Projects – Female and Minority Participation	11
Table 2 Active Projects – Woman and Minority Contracting SUBP Participation	16
Table 3 Closed Projects – Female and Minority Employment Participation	21
Table 4 Closed Projects – Women and Minority Contracting SUBP Participation.....	23
Table 5 Approved / Pending Construction Projects.....	25

INTRODUCTION

The Contract Compliance Division (CCD) monitors construction and development, commodities and supplies, and professional and technical services contracts by enforcing various local and federal civil rights and wage laws and policies. The CCD monitors city contracts to ensure that workers are treated fairly, and paid appropriate wages, and that minorities, women and low income business owners and workers have access to employment and contracting opportunities. The CCD is responsible for monitoring and ensuring compliance in five primary program areas: Affirmative Action Plans, the Small and Underutilized Business Program (SUBP); minority and female employment; Davis Bacon and prevailing wage; and HUD Section 3 contracting and employment.

The organizational and process redesign work begun in 2013 has continued to result in increased efficiencies, effectiveness and productivity – including quality control that has improved project close outs, development and implementation of a large project Equity Plan¹,

OUTREACH

During the 1st quarter 2014, staff engaged in the following outreach activities to enhance relationships with stakeholders:

- Staff met with developers awarded contracts for the single family homes projects (NSP, HOW, Green Homes North, NRP) and staff from Community Planning and Economic Development (CPED) to obtain feedback and discuss process changes relating to monthly employment activity reporting. The response from developers and CPED staff was overwhelmingly positive. Developers have fully welcomed and embraced the process changes.
- Target Center Renovation Project – CCD developed an Equity Plan for both the Architectural/Engineering Design and Construction Manager at Risk contracts for this project. CCD, Minneapolis Convention Center and the City's partner, The Tegra Group hosted a Meet and Greet event for women and minority vendors that were identified with the ability to perform the scopes of work for the project and who are also certified in the MNUCP directory. The Meet and Greet event followed the pre-bid meeting tour and was a complete success.
- The Minnesota State Bar Association hosted a Continuing Legal Education (CLE) "Construction Industry Workforce and Targeted Business Goals." MDCR director, Velma Korbel was on the panel (along with Commissioner Kevin Lindsey, Minnesota Department of Human Rights; Alex Tittle, Equity Director, Minnesota Sports Facilities Authority, and Lynn Littlejohn, Director of Community Affairs, Mortenson Construction) and spoke to an audience of construction law attorneys. Contract Compliance Officers attended.
- The office of Lurie Besikof Lapidus and Company, LLP an accounting firm hosted the WBE Corporate Partner Panel, for WBE firms to learn about securing business with local corporations and public entities. Two Contract Compliance Officers were in attendance and reported back several unique concepts for the City's Supplier Diversity program.

¹In recognition of the glaring economic disparity between whites and people of color in Minneapolis and the region and to redress discrimination in the city's marketplace and in public contracting against women-owned and minority owned business enterprises and in employment of women and minorities the City has incorporated the use of Equity Plans for projects valued in excess of \$10M. The purpose of the Equity Plan is to promote local hiring, employment of women and members of minority communities and to establish goals for construction contracts to be awarded to women-owned and minority-owned businesses and goals for workforce participation.

Panel Speakers were as follows:

- Erika Kairis, Manager, Supplier Diversity, *Ameriprise Financial*
 - Tammy Monson, Operations Manager – Contracts Administration, Supply Chain Management, *Mayo Clinic*
 - Craig Taylor, Director, Office for Business & Community Economic Development, *University of Minnesota*
 - Hector Martinez, Supplier Diversity Specialist, *Xcel Energy*
 - Kathy Brown Zerwas, President, Designer Sign Systems (WBE) – Panel Moderator
- The 2014 Construction Kick Off event sponsored by the Metropolitan Council was attended by several Contract Compliance Officers. Highlights were presented by the Metropolitan Council Environmental Services and Metro Transit. Attendees heard from representatives from the US Department of Labor, Minnesota Department of Labor, and Minnesota Department of Human Rights.

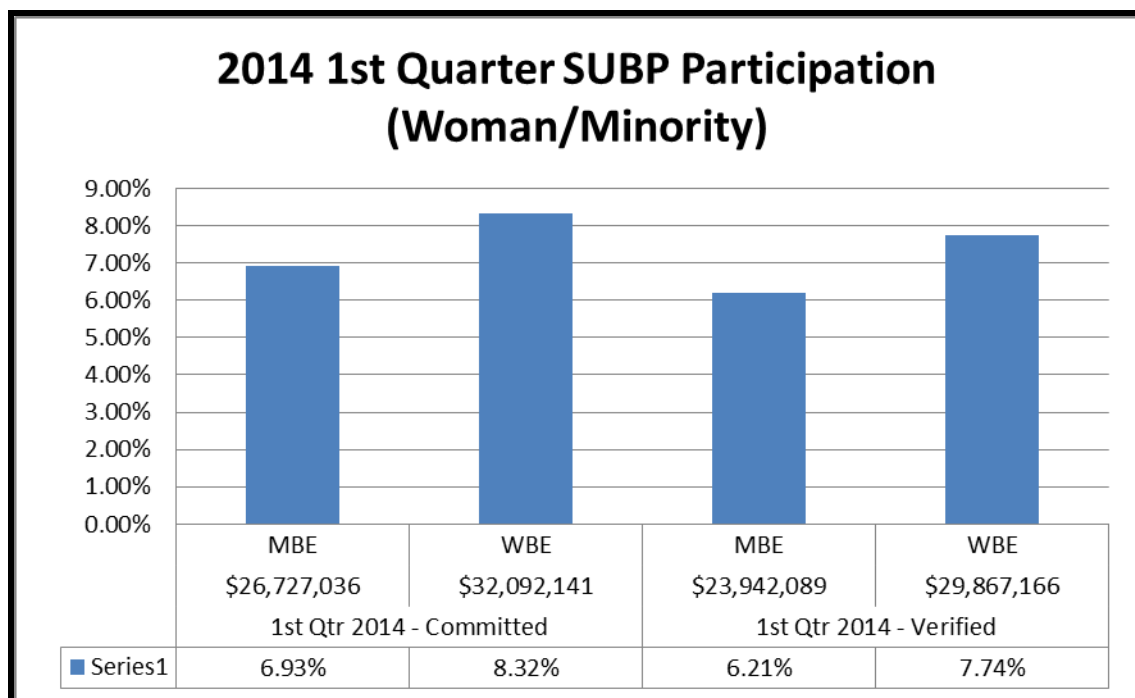
TECHNOLOGY

Currently, CCD uses two systems to monitor projects. The Client Relationship Management system (CRM) is used as a project management tool, and LCPtracker is used to track prevailing wage and employment activity. CCD has been working closely with Information Technology to document CCD’s compliance monitoring processes and identify areas for improved efficiency through an improved compliance monitoring tool. This research and documentation will be used to develop a new one-system compliance monitoring tool that will incorporate the activities of the current tools and integrate the City’s finance information software.

MINORITY AND WOMEN INCLUSION

Small and Underutilized Business Program

72 active construction projects with a value of **\$385,850,691**



The Small and Underutilized Business Program (SUBP) ordinance, Chapter 423 of the Minneapolis City Code of Ordinances is enforced by the CCD. The SUBP ordinance is intended to redress discrimination in the City's Marketplace² and create opportunities for Minority-owned Business Enterprises (MBEs) and Women-owned Business Enterprises (WBEs). The CCD assists in leveling the playing field in City contracting by placing participation goals on City contracts.

Goals

SUBP goals are set for MBE and WBE participation on a contract-by-contract basis before the project or bid is advertised. The goals are set based on whether there are subcontracting opportunities and if there is an available pool of ready willing and able MBE/WBE subcontractors.

MBE/WBE firms are certified through the Minnesota Unified Certification Program (MNUCP) to perform within the scope of work on a contract. More information and applications are available online at www.MNUCP.org. Goals are set for the following:

- Commodities and supplies contracts valued over \$50,000
- Construction and development contracts valued over \$100,000
- Professional and technical services contracts valued over \$100,000

Bids are reviewed to determine whether the bidder met the project goals or made a good faith effort to do so. Bidders are responsible for making every reasonable and necessary effort to subcontract with MBEs/WBEs. Bids not meeting the project goals or making a good faith effort to do so will be deemed unresponsive and may be rejected.

There were 63 requests for SUBP goals this quarter:

Commodities and Supplies	32
Construction and Development	14
Professional and Technical	17

Supplier Diversity

The Supplier Diversity Program promotes utilization of women and minority owned businesses for public contracting. The intent of this model program is to provide City departments with the opportunity to engage local woman and minority owned businesses in providing goods and services for city contracts worth \$50,000 or less.

The combined City goal for W/MBEs is 25% (MBE – 12% and WBE – 13%).

CCD is working towards developing a new tracking system that will assist us in documenting these efforts.

² Only firms that have their principal place of business located within the City's Marketplace will count towards meeting SUBP goals.

The City's Marketplace consists of the geographical area of the Minnesota counties of Anoka, Carver, Chisago, Dakota, Hennepin, Isanti, Ramsey, Scott, Sherburne, Washington, and Wright.

Minnesota Unified Certification Program (MNUCP)

MBEs and WBEs must be certified through the MNUCP for their participation to count toward the SUBP goals. MNUCP is a small business certification program managed jointly by the City of Minneapolis, Minnesota Department of Transportation, Metropolitan Council, and the Metropolitan Airport Commission. The goal is to make it easier for qualified small business enterprises to participate in the contracting process by having one jurisdiction to apply for certification which covers multiple agencies. MNUCP certification fosters local participation, increases market exposure, and creates access to additional opportunities with participating jurisdictions.

The MNUCP is mandated by Title 49 of the Code of Federal Regulations, Part 26 and Part 23.

Certifying members of the MNUCP are the City of Minneapolis, Metropolitan Airports Commission (MAC), Metropolitan Council, and the Minnesota Department of Transportation (MnDOT). Designated CCD staff and staff from each certifying agency are specialists for the MNUCP who review applications and conduct on-sites for businesses applying for certification. Specialists then present the application to the Certification Application Committee of the MNUCP for approval or denial of the application. The CAC consists of specialists from each certifying agency. The chair of the CAC rotates between agencies annually. The 2014 CAC is being hosted by the City and the chair is the CCD division director. Non-certifying members of the MNUCP are all other government entities in Minnesota that receive US Department of Transportation

Non-certifying members are other government entities in Minnesota that participate only as recipients of the certifying process.

Eligibility Requirements

- Business must be owned at least 51% by a socially and economically disadvantaged individual(s)
- Owner(s) is a U.S. citizen or lawfully admitted permanent resident of the United States
- Business meets Small Business Administration (SBA) size standard requirements, and the personal net worth of the disadvantaged owner does not exceed \$1.32 million
- The socially and economically disadvantaged owner(s) controls the business and has directly related managerial and technical competence and experience

Certification is valid for two (2) calendar years following the date of approval.

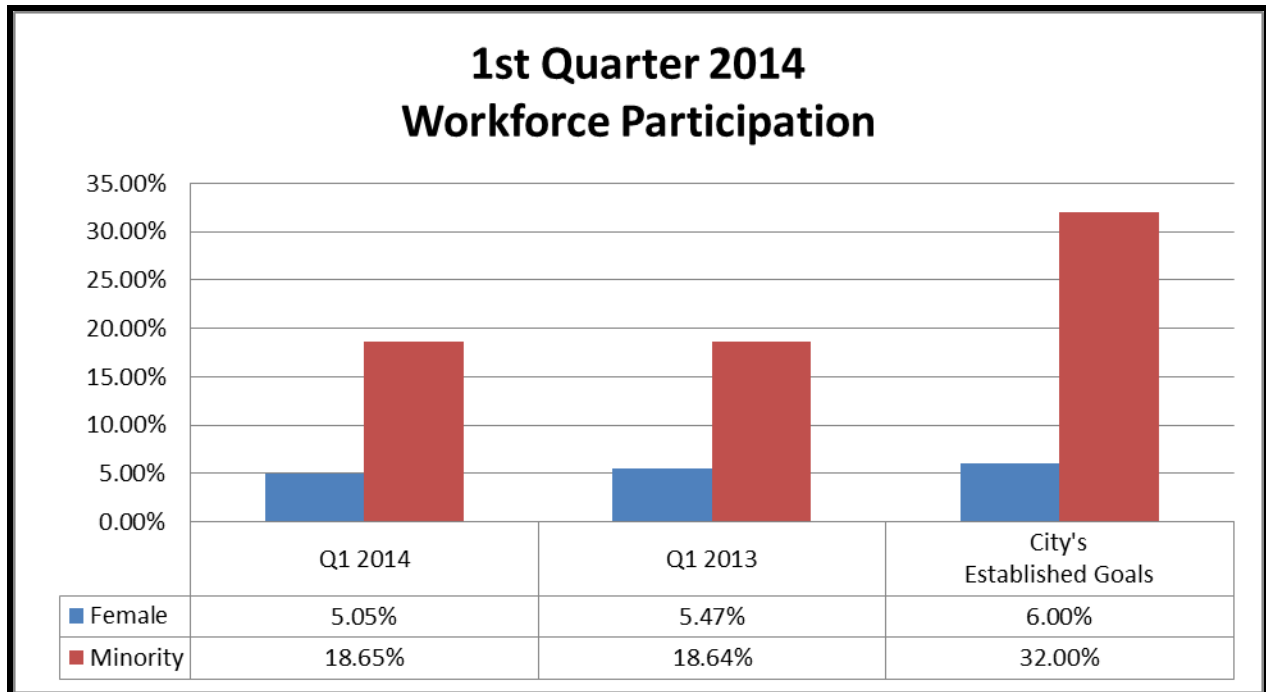
Certifications

During the first quarter of 2014 the following companies were certified by the City of Minneapolis:

Minority-Owned Business:

- Lico's Drywall, LLC
NAICS Code 238310 – Drywall and Insulation Contractor
NAICS Code 238320 – Painting and Wall Covering Contractor
- Cedrick Frank Associates
NAICS Code 541330 – Acoustical Engineering Consulting Services

Female and Minority Labor Participation



Affirmative Action

An affirmative action plan ("AAP") is a combination of policies and procedures a company utilizes to prohibit discrimination and promote employment opportunities for women, minorities and disabled individuals.

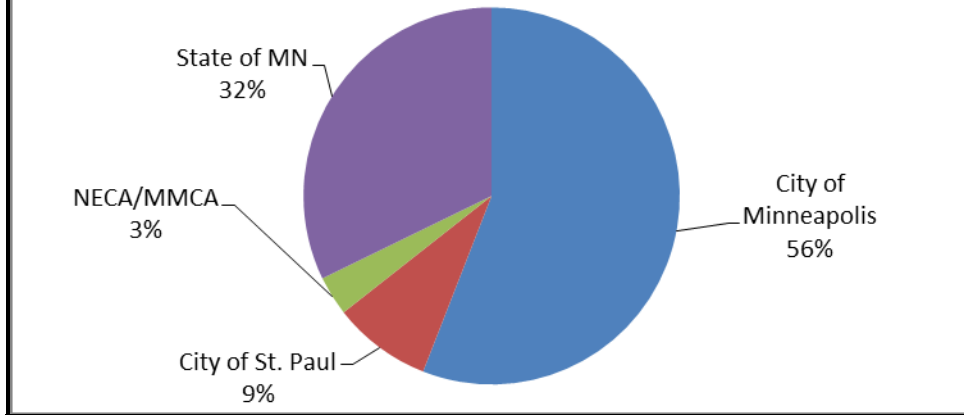
Minneapolis Ordinance 139.50(d) requires that every contractor entering into a contract with the City of Minneapolis in excess of \$50,000 have an approved affirmative action plan on file with the Minneapolis Department of Civil Rights prior to entering into a contract with the City. CCD assists companies in developing their AAPs and processes all AAPs submitted.

Other considerations are as follows:

- Affirmative Action Plans already approved by the Department will be valid until their expiration date.
- Plans approved by the Department expire three (3) years after the date of approval.
- The City requests and processes plans for companies with direct contracts with the City of Minneapolis.
- The Department will accept current plans approved by the Minnesota Department of Human Rights (MDHR), the Minnesota Mechanical Contractors Association (MMCA), the National Electrical Contractors Association (NECA) and the City of St. Paul, provided the MDCR receives a copy of the plan and corresponding certificate of approval.

In the first quarter of 2014, fifty-nine (59) affirmative action plans were approved, with over half of the plans being from the City of Minneapolis.

Affirmative Action Plan Approvals - 1st Quarter 2014



City of Minneapolis	33
City of St. Paul	5
NECA/MMCA	2
State of MN	19
Total	59

SECTION 3

The HUD Section 3 program is an income based certification that takes into account the household income of either a worker or of the primary business owner. The CCD currently has 57 businesses certified as Section 3, with none currently pending certification. The CCD certified 182 members of the Minneapolis Building Trades and local unions as Section 3 residents, with three more pending.

SINGLE FAMILY HOMES

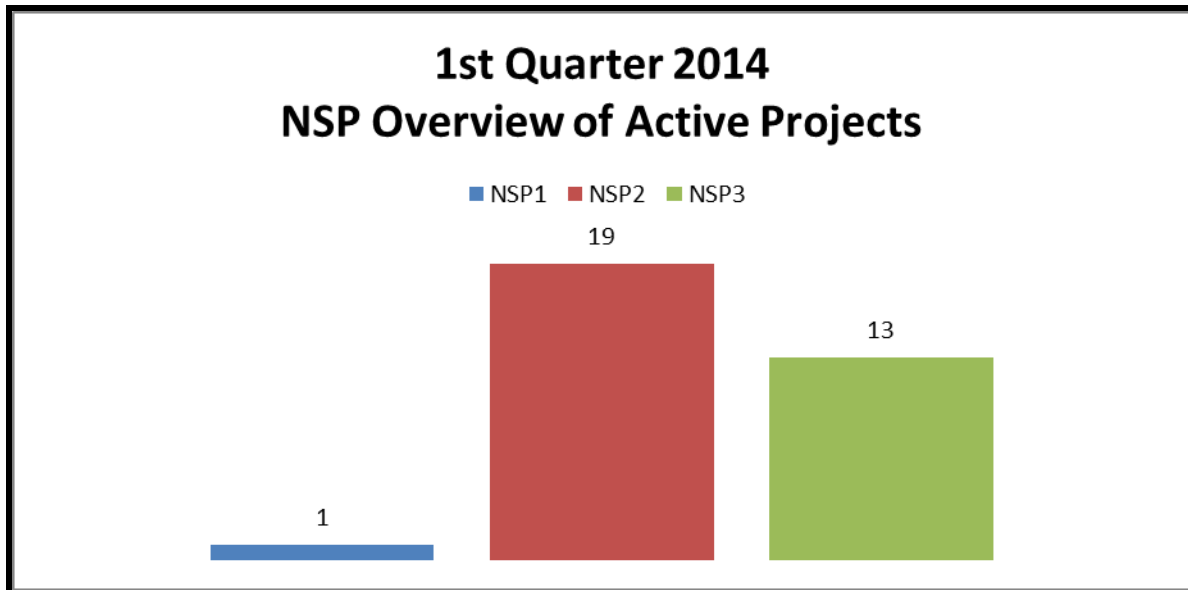
Neighborhood Stabilization Program (NSP)

The federal Neighborhood Stabilization Program (NSP) was established through Housing and Urban Development (HUD) in order to stabilize foreclosure-challenged communities. This program utilizes federal, state and City of Minneapolis funding to purchase and/or rehabilitate foreclosed or abandoned properties. In addition to the goal of restoring these communities, such as North Minneapolis which was particularly affected by the foreclosure crisis, the City encourages contractors to (1) contract with small underutilized businesses, (2) promote the city's female and minority workforce goals and (3) hire Section 3 businesses and Minneapolis residents that meet HUD's income-based requirements.

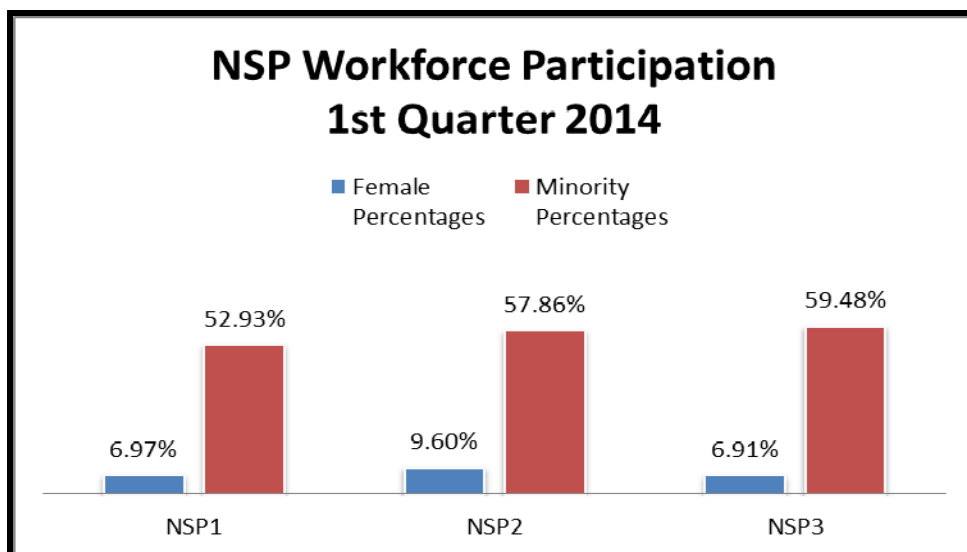
NSP was divided into 3 separate programs NSP1, NSP2 and NSP3, all of which have been incredibly successful residential housing programs. Currently, 8 developers are involved: Alliance Housing, City of Lakes Community Land Trust, Greater Metropolitan Housing Corporation, Twin Cities Habitat for Humanity, Neighborhood Housing Services, Powderhorn Residents Group, Project for Pride in Living and Urban Homeworks. Two of the larger projects developed by Alliance Housing and Project for Pride in Living are million dollar projects offering multi-family housing options to the North Minneapolis

community and evidence the fact that Minneapolis businesses are dedicated to preserving and promoting affordable housing.

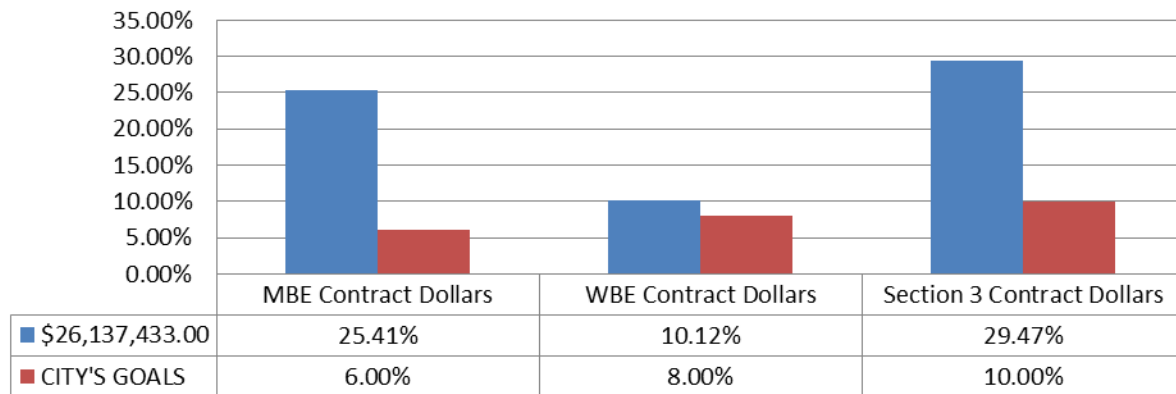
NSP1 currently has 1 active remaining project, NSP2 has 19 active projects and NSP3 has 13 active projects. In total NSP is currently building and/or rehabilitating 32 single- and multi-family residences. The original NSP1 program is winding down with a majority of the developers near completion of their projects, but the NSP2 and NSP3 programs are expected to remain active for the remainder of the calendar year.



Contractors are successfully meeting the challenge of the recently increased employment goals for City of Minneapolis projects effective May 1, 2012. Projects beginning January 1, 2013 were expected to meet to 6% female and 32% minority workforce participation (skilled/unskilled combined) goals. Of a total 257,385.01 NSP project hours, 127,682.00 hours were NSP1 projects, 103,885.31 were NSP2 projects and 25,817.70 have been worked on NSP3 projects. For NSP 1, approximately 8,900 hours were female workforce, and 93,100 hours were minority workforce. For NSP2 projects, approximately 10,152.66 hours were female workforce and 56,762.06 hours were minority workforce. For NSP3 projects, 1,805 hours were female workforce and 15,298 hours were minority workforce.



NSP SUBP Contracting Percentages 1st Quarter 2014



Green Homes North

Green Homes North is an initiative of the City of Minneapolis and several partners which will build 100 energy efficient homes over five years to revitalize neighborhoods in North Minneapolis. Launched in 2012, funding has been awarded to nine developers to build 47 homes to date. Most of these homes will be completed and available for purchase in 2013 and 2014.

There are currently 23 homes currently under construction.

Home Ownership Works Program (HOW)

The City offers homebuyers the opportunity to purchase homes, either remodeled, older homes or newly built, through the Home Ownership Works Program (HOW). Minneapolis HOW homes are for sale at affordable prices and to those homebuyers with incomes below 80% of the metropolitan median income.

There are currently 9 active HOW project

WAGE UNDERPAYMENTS AND RESTITUTIONS

CCD staff monitors contractors to ensure timely payroll submission and that accurate wages are paid to all workers on publicly funded construction projects, as governed by the enforcement of the Federal Davis-Bacon Act and City Prevailing Wage ordinance. CCD identifies, investigates and calculates wage underpayments that occur on these projects. Investigative issues are as follows: blatant wage underpayments, identifying workers not being reported as working on projects, misclassification of onsite workers and various types of miscalculation of wages and overtime pay.

100% of wage underpayments have been resolved.

CONCLUSION

Going forward CCD will continue to work with the Information Technology Department to research and develop new compliance monitoring technology. CCD will also continue the organizational and process redesign.

Table 1 Active Projects – Female and Minority Participation

ACTIVE PROJECTS	DEVELOPER	GENERAL CONTRACTOR	CONTRACT AMOUNT	FEMALE PARTICIPATION %	MINORITY PARTICIPATION %	TOTAL PROJECT HOURS
520 2ND AVENUE APARTMENTS	Second Street Holdings, LLC	Black & Dew	\$10,230,051	4.07%	19.07%	68,422.29
ARTSPACE JACKSON FLATS	Artspace Projects, Inc.	Frana & Sons, Inc.	\$6,215,259	4.23%	21.90%	32,888.25
BUZZA HISTORIC LOFTS	Dominium Development	Weis Builders	\$19,421,754	4.18%	12.09%	109,080.37
CITY PLACE LOFTS	City Place Housing Limited Partnership	Frerichs Construction Company	\$7,103,000	4.00%	23.91%	44,706.29
DOWNTOWN EAST - GREEN SPACE & OTHER SITE COSTS	Ryan Companies	Ryan Companies	\$10,926,795	16.67%	33.33%	96.00
DUNWOODY	Gateway Commons	Frana & Sons, Inc.	\$15,000,000	4.06%	18.09%	100,825.70
EMANUEL HOUSING	RS Eden	Frerichs Construction Company	\$11,596,963	3.27%	20.51%	66,110.62
EMERGE CAREER & TECHNOLOGY CENTER	Emerge Community Development	Watson-Forsberg Co.	\$4,041,880	2.02%	32.12%	3,615.75
GREENWAY HEIGHTS	Phoenix Development Co./ Powderhorn Residents Group (PRG)	Frerichs Construction Company	\$5,777,800	0.00%	5.78%	778.25
HI LAKE TRIANGLE	Wellington Management, Inc.	CBS Construction Services, Inc.	\$7,400,000	0.00%	6.40%	304.50
LIFESOURCE	Lifesource	Greiner Construction	\$13,428,436	0.00%	3.70%	2,841.00
LONGFELLOW STATION	Sherman Associates	Frana & Sons, Inc.	\$28,165,782	5.33%	20.91%	107,557.25
OP 7369 - LEAD HAZARD REDUCTION SERVICES	N/A	MN Remodeling & Restoration	\$1,400,000	0.00%	14.80%	10,970.25
OP 7383 - FLOOD AREA 5: 37TH AVENUE NORTH GREENWAY	N/A	S. M. Hentges & Sons	\$2,631,189	3.94%	12.02%	13,566.25

Table 1 cont.

ACTIVE PROJECTS	DEVELOPER	GENERAL CONTRACTOR	CONTRACT AMOUNT	FEMALE PARTICIPATION %	MINORITY PARTICIPATION %	TOTAL PROJECT HOURS
OP 7515 - 10TH AVENUE STORM TUNNEL	N/A	Lametti & Sons, Inc.	\$2,821,825	11.30%	30.68%	24,750.50
OP 7533 - TARGET CENTER ROLLING DOORS	N/A	Twin City Garage Door	\$322,500	0.00%	0.00%	358.50
OP 7542 - RAMP C ELEVATOR MODERNIZATION	N/A	Minnesota Elevator	\$991,469	0.00%	2.57%	4,551.90
OP 7564 - 33RD AVENUE SE & TALMAGE AVE SE	N/A	Belair Excavating	\$485,466	6.52%	7.92%	2,809.25
OP 7570 - RIVERSIDE AVENUE CONSTRUCTION - PHASE 2	N/A	Veit and Company	\$1,395,447	7.19%	19.01%	9,492.50
OP 7588 - NICOLLET AVENUE RECONSTRUCTION	N/A	Thomas and Sons Construction, Inc.	\$4,914,162	3.68%	15.79%	25,360.75
OP 7635 - FRIDLEY FILTER PLANT AMMONIA SYSTEM REPLACEMENT	N/A	Municipal Builders, Inc.	\$4,667,103	0.14%	5.73%	13,697.50
OP 7640 - CLOCK TOWER LIFT MODERNIZATION	N/A	Minnesota Elevator	\$326,900	0.00%	0.00%	1,520.50
OP 7668 - PRECINT DESK REMODEL	N/A	Northern Air Corporation	\$254,800	0.60%	18.75%	1,413.25
OP 7672 - ST. MARY'S TUNNEL REHABILITATION PROJECT	N/A	Engineering & Construction Innovations Inc	\$1,739,945	0.14%	14.03%	12,179.66
OP 7678 - WIRTH PARK PICNIC PAVILION REHABILITATION	N/A	CM Construction Company	\$810,500	0.69%	20.42%	6,622.50
OP 7684 - MWW Groundwater Control	N/A	Mark J. Traut Wells	\$734,054	0.09%	0.90%	527.81
OP 7688 - CLOCK TOWER MODERNIZATION	N/A	Northern Air Corporation	\$539,400	10.13%	36.44%	2,446.50
OP 7690 - TURF ESTABLISHMENT	N/A	Lino Lakes Landscaping	\$73,300	0.00%	0.00%	67.00
OP 7691 - 3RD AVENUE RAMP RESTORATION	N/A	LS Black Constructors	\$280,496	6.78%	5.53%	2,478.50
OP 7712 - BLUE WATER PARTNERSHIP POND DREDGING	N/A	Veit and Company	\$302,045	5.11%	33.11%	1,057.75
OP 7713 - 6TH DISTRICT DOG PARK	N/A	Derau Construction	\$191,408	0.54%	8.46%	369.25
OP 7726 - LED LIGHT FIXTURE	N/A	Preferred Electric	\$155,700	31.17%	45.45%	115.50
OP 7746 - CEMETARY FENCE RESTORATION (PHASE III)	N/A	Terra General Contractors, LLC	\$262,262	0.00%	16.84%	392.00
OP 7750 - SANITARY LIFT STATION REHAB	N/A	Minger Construction, Inc.	\$3,160,000	1.22%	11.15%	3,680.50
OP 7752 - CONSTRUCTION OF WINTER STREET PAVING	N/A	Meyer Contracting, Inc.	\$1,448,740	7.66%	22.07%	10,174.25

Table 1 cont.

ACTIVE PROJECTS	DEVELOPER	GENERAL CONTRACTOR	CONTRACT AMOUNT	FEMALE PARTICIPATION %	MINORITY PARTICIPATION %	TOTAL PROJECT HOURS
OP 7753 - CITY HALL MECHANICAL AND LIFE SAFETY UPGRADE - STAGE 17	N/A	Northern Air Corporation	\$568,936	4.35%	28.77%	4,747.50
OP 7758 - FRIDLEY SOFTENING PLANT EXTERIOR STABILIZATION - PHASE 2	N/A		\$554,998	3.81%	33.95%	4,175.00
OP 7776 - CONSTRUCTION OF NATURAL SWIMMING POOL AT WEBBER PARK	N/A	LS Black Constructors	\$4,587,000	5.60%	12.62%	7,653.00
OP 7780 - POWDERHORN PATH & LIGHTING IMPROVEMENTS	N/A	Thomas and Sons Construction, Inc.	\$534,165	6.43%	28.78%	2,660.00
OP 7784 - FRIDLEY FILTER PLANT SPLIT	N/A	Municipal Builders, Inc.	\$2,983,300	5.55%	10.64%	12,884.75
OP 7800 - TARGET CENTER CONCESSIONS - PHASE 2 - ELECTRICAL	N/A	Elliott Contracting Corporation	\$113,065	0.00%	35.78%	1,169.50
OP 7800 - TARGET CENTER CONCESSIONS - PHASE 2 - MECHANICAL	N/A	Northland Mechanical Contractors, Inc.	\$215,400	0.00%	15.40%	1,191.50
OP 7800 - TARGET CENTER CONCESSIONS - PHASE 2 – TILE AND FACE BRICK	N/A	CD Tile and Stone, Inc.	\$145,500	0.00%	17.78%	1,420.00
OP 7803 - TENNIS COURT REHABILITATION	N/A	Recreational Surfacers, Inc.	\$95,098	29.00%	0.00%	381.00
OP 7810 TARGET CENTER OPERABLE FLOOR	N/A	Parsons Electric	\$642,516	11.03%	44.77%	1,305.50
OP 7813 - ELECTRICAL CONSTRUCTION FOR VEHICLE CHARGING STATION INSTALLATION	N/A	Master Electric	\$175,000	0.00%	0.00%	784.00
OP 7814 - AVENUE OF THE ARTS BRIDGE POLES AND FIXTURES	N/A	Electrical Installation and Maintenance Co.	\$213,500	0.00%	0.00%	556.00
OP 7817 - MINNEHAHA REGIONAL PARK PLAY AREA REHABILITATION	N/A	Fitol Hintz Construction, Inc.	\$522,000	0.00%	3.46%	982.25
OP 7818 - PARKING LOT IMPROVEMENTS AT HIAWATHA GOLF COURSE	N/A	Bituminous Roadways, Inc.	\$283,000	3.53%	21.37%	730.00
OP 7821 - AVENUE OF THE ARTS BRIDGE RESTORATION	N/A	Global Specialty Contractors	\$252,423	6.85%	3.57%	1,386.50
OP 7823 - MEADOWBROOK IRRIGATION WELL	N/A	Municipal Builders, Inc.	\$486,603	0.00%	3.58%	412.25
OP 7824 - CONSTRUCTION OF A PARK MAINTENANCE BUILDING	N/A	Marge Magnuson Construction Company	\$232,000	0.00%	0.00%	62.00
OP 7826 - WALL FABRIC @ MCC ROOMS 203 THROUGH 208	N/A	Julius B. Nelson & Son, Inc.	\$98,975	0.00%	26.23%	122.00

Table 1 cont.

ACTIVE PROJECTS	DEVELOPER	GENERAL CONTRACTOR	CONTRACT AMOUNT	FEMALE PARTICIPATION %	MINORITY PARTICIPATION %	TOTAL PROJECT HOURS
OP 7835 - ST. MARY'S/HIAWATHA TUNNEL REHABILITATION PROJECT - PHASE 2	N/A	Engineering & Construction Innovations Inc	\$3,275,315	0.00%	11.20%	17,622.50
OP 7838 - TRAIL IMPROVEMENTS - CEDAR LAKE	N/A	Sunram Construction, Inc.	\$161,701	0.00%	8.61%	746.25
OP 7839 - RE-ROOFING @ 1809 WASHINGTON STREET MAINTENANCE FACILITY	N/A	Rosenquist Construction	\$282,000	0.00%	8.10%	1,018.50
OP 7842 - WEBBER NATURAL SWIMMING POOL - BATH HOUSE	N/A	LS Black Constructors	\$1,048,400	0.00%	17.95%	952.50
OP 7845 - INSTALLATION OF PREFORMED THERMOPLASTIC PAVEMENT MARKINGS	N/A	Sir Lines-A-Lot	\$77,884	0.00%	26.55%	357.75
OP 7846 - REPLACEMENT, RELOCATION & ADDITION OF OUTDOOR WARNING SIGNS (RE-BID)	N/A	Front Line Plus Fire & Rescue, Inc.	\$798,333	8.89%	0.00%	1,034.50
OP 7868 - SODIUM HYDROXIDE STORAGE AND FEED SYSTEM	N/A	Municipal Builders, Inc.	\$1,270,700	0.77%	2.11%	2,088.25
OP 7891 - RE-BID BASEMENT REHABILITATION AT FRIDLEY SOFTENING PLANT	N/A	Global Specialty Contractors	\$393,630	21.69%	0.00%	811.50
ORCHESTRA HALL	Minnesota Orchestral Association	Mortenson Company	\$40,500,000	7.39%	17.77%	241,640.83
PASSAGE COMMUNITY	Simpson Housing Services	Watson-Forsberg Co.	\$347,870	5.66%	28.28%	1,626.75
PILLSBURY LOFTS	Minneapolis Leased Housing Development	Weis Builders	\$76,000,000	2.36%	14.32%	39,818.24
RENTAL RECLAIM III	Urban Homeworks	Flannery Construction	\$1,308,286	0.37%	31.86%	6,696.75
RIVERSIDE PLAZA STABILIZATION	Sherman Associates	Knutson Construction	\$48,357,013	5.87%	18.64%	361,101.70
SNELLING APARTMENTS - PHASE 2 (CONSTRUCTION)	Common Bond Communities	Watson-Forsberg Co.	\$8,886,004	5.62%	15.19%	14,905.00

Table 1 final

ACTIVE PROJECTS	DEVELOPER	GENERAL CONTRACTOR	CONTRACT AMOUNT	FEMALE PARTICIPATION %	MINORITY PARTICIPATION %	TOTAL PROJECT HOURS
SNELLING APARTMENTS (DEMO)	Seward Design, Inc.	Kamish Excavating, Inc.	\$96,564	1.44%	28.78%	554.25
ST. ANNE'S PLACE	Ascension Place, Inc.	P and D Mechanical Contracting Co.	\$64,500	0.00%	0.00%	151.25
STRADFORD FLATS	Sherman Associates	Watson-Forsberg Co.	\$4,030,000	4.36%	42.22%	31,151.00
TOUCHSTONE SUPPORTIVE HOUSING	People for Pride in Living (PPL)	Watson-Forsberg Co.	\$8,059,363	4.54%	22.26%	45,297.97
WEST BROADWAY CURVE	Common Bond Communities	Frerichs Construction Company	\$8,973,218	0.00%	13.05%	5,057.05
TOTAL CONTRACT DOLLARS			\$385,850,691			
CUMULATIVE PARTICIPATION				5.05%	18.65%	1,501,083.93
CITY'S EMPLOYMENT GOALS				6%	32%	
*Previous employment goals 11% minority skilled, 11% minority unskilled						

Table 2 Active Projects – Woman and Minority Contracting SUBP Participation

ACTIVE PROJECTS	GENERAL CONTRACTOR	CONTRACT AMOUNTS	Committed MBE Goal %	Committed WBE Goal %	Verified to Date MBE %	Verified to Date WBE %
520 2nd Street SE Apartments	Black & Dew	\$10,230,051	11.31	5.60	11.31	5.60
Artspace Jackson Flats	Frana & Sons, Inc.	\$6,215,259	2.12	0.28	2.12	0.28
Buzza Historic Lofts	Weis Builders	\$19,421,754	10.40	9.30	8.44	13.88
City Place Lofts	Frerichs Construction Company	\$7,103,000	6.15	7.25	6.15	7.25
Downtown East	Ryan Companies	\$10,926,795	9.00	11.00	0.00	0.00
Dunwoody	Frana & Sons, Inc.	\$15,000,000	3.76	6.44	2.04	4.07
Emanuel Housing	Frerichs Construction Company	\$11,596,963	12.50	10.02	12.50	10.02
Emerge Community Technology Center	Watson-Forsberg Co.	\$4,041,880	13.48	6.80	13.48	6.80
Greenway Heights Family Housing	Frerichs Construction Company	\$5,777,800	1.97	5.04	1.97	5.04
Hi Lake Triangle	CBS Construction Services, Inc.	\$7,400,000	9.52	5.99	9.52	5.99
LifeSource	Greiner Construction	\$13,428,436	0.00	0.00	0.00	0.00
Longfellow Station	Frana & Sons, Inc.	\$28,165,782	5.37	13.09	2.31	11.70
OP 7369 - LEAD HAZARD REDUCTION SERVICES	MN Remodeling & Restoration	\$1,400,000	0.00	0.00	1.03	0.00
OP 7383 - FLOOD AREA 5: 37TH AVENUE NORTH GREENWAY	S. M. Hentges & Sons	\$2,631,189	5.66	6.65	8.54	6.10
OP 7515 - 10TH AVENUE STORM TUNNEL	Lametti & Sons, Inc.	\$2,821,825	0.00	0.00	0.00	0.00
OP 7533 - TARGET CENTER ROLLING DOORS	Twin City Garage Door	\$322,500	0.00	0.00	0.00	0.00
OP 7542 - RAMP C ELEVATOR MODERNIZATION	Minnesota Elevator	\$991,469	0.00	0.00	0.00	0.00
OP 7564 - 33RD AVENUE SE & TALMAGE AVE SE	Belair Excavating	\$485,466	6.49	2.90	18.32	0.18
OP 7570 - RIVERSIDE AVENUE CONSTRUCTION - PHASE 2	Veit and Company	\$1,395,447	4.01	5.02	4.01	5.02

Table 2 cont.

ACTIVE PROJECTS	GENERAL CONTRACTOR	CONTRACT AMOUNTS	Committed MBE Goal %	Committed WBE Goal %	Verified to Date MBE %	Verified to Date WBE %
OP 7588 - NICOLLET AVENUE RECONSTRUCTION	Thomas and Sons Construction, Inc.	\$4,914,162	5.03	7.06	0.00	0.00
OP 7635 - FRIDLEY FILTER PLANT AMMONIA SYSTEM REPLACEMENT	Municipal Builders, Inc.	\$4,667,103	8.26	7.09	8.26	7.09
OP 7640 - CLOCK TOWER LIFT MODERNIZATION	Minnesota Elevator	\$326,900	0.00	0.00	0.00	0.00
OP 7668 - PRECINT DESK REMODEL	Northern Air Corporation	\$254,800	0.77	11.54	0.67	11.56
OP 7672 - ST. MARY'S TUNNEL REHABILITATION PROJECT	Engineering & Construction Innovations Inc	\$1,739,945	0.94	4.09	0.77	4.24
OP 7678 - WIRTH PARK PICNIC PAVILION REHABILITATION	CM Construction Company	\$810,500	8.41	3.69	8.41	3.69
OP 7684 - MWW Groundwater Control	Mark J. Traut Wells	\$734,054	0.00	0.00	0.00	0.00
OP 7688 - CLOCK TOWER MODERNIZATION	Northern Air Corporation	\$539,400	6.00	4.00	5.90	3.90
OP 7690 - TURF ESTABLISHMENT	Lino Lakes Landscaping	\$73,300	0.00	0.00	0.00	0.00
OP 7691 - 3RD AVENUE RAMP RESTORATION	LS Black Constructors	\$280,496	0.00	12.48	0.00	0.00
OP 7712 - BLUE WATER PARTNERSHIP POND DREDGING	Veit and Company	\$302,045	3.31	4.30	3.31	4.30
OP 7713 - 6TH DISTRICT DOG PARK	Derau Construction	\$191,408	2.61	57.47	0.00	8.13
OP 7726 - LED LIGHT FIXTURE	Preferred Electric	\$155,700	14.64	13.23	14.64	13.23
OP 7746 - CEMETARY FENCE RESTORATION (PHASE III)	Terra General Contractors, LLC	\$262,262	2.19	2.19	2.19	2.19
OP 7750 - SANITARY LIFT STATION REHAB	Minger Construction, Inc.	\$3,160,000	0.84	5.23	0.84	5.23
OP 7752 - CONSTRUCTION OF WINTER STREET PAVING	Meyer Contracting, Inc.	\$1,448,740	66.62	16.18	66.62	16.18
OP 7753 - CITY HALL MECHANICAL AND LIFE SAFETY UPGRADE - STAGE 17	Northern Air Corporation	\$568,936	3.52	4.68	3.52	4.68
OP 7758 - FRIDLEY SOFTENING PLANT EXTERIOR STABILIZATION - PHASE 2	A & M Construction	\$554,998	25.55	25.55	0.00	3.53

Table 2 cont.

ACTIVE PROJECTS	GENERAL CONTRACTOR	CONTRACT AMOUNTS	Committed MBE Goal %	Committed WBE Goal %	Verified to Date MBE %	Verified to Date WBE %
OP 7776 - CONSTRUCTION OF NATURAL SWIMMING POOL AT WEBBER PARK	LS Black Constructors	\$4,587,000	11.62	5.83	11.62	5.83
OP 7780 - POWDERHORN PATH & LIGHTING IMPROVEMENTS	Thomas and Sons Construction, Inc.	\$534,165	4.56	6.20	0.00	0.00
OP 7784 - FRIDLEY FILTER PLANT SPLIT	Municipal Builders, Inc.	\$2,983,300	1.29	5.73	1.29	5.73
OP 7800 - TARGET CENTER CONCESSIONS - PHASE 2 - ELECTRICAL	Elliott Contracting Corporation	\$113,065	0.00	0.00	0.00	0.00
OP 7800 - TARGET CENTER CONCESSIONS - PHASE 2 - MECHANICAL	Northland Mechanical Contractors, Inc.	\$215,400	0.00	0.00	0.00	0.00
OP 7800 - TARGET CENTER CONCESSIONS - PHASE 2 - TILE AND FACE BRICK	CD Tile and Stone, Inc.	\$145,500	0.00	0.00	0.00	0.00
OP 7803 - TENNIS COURT REHABILITATION	Recreational Surfacers, Inc.	\$95,098	0.00	0.00	0.00	0.00
OP 7810 TARGET CENTER OPERABLE FLOOR	Parsons Electric	\$642,516	0.00	0.00	0.00	0.00
OP 7813 - ELECTRICAL CONSTRUCTION FOR VEHICLE CHARGING STATION INSTALLATION	Master Electric	\$175,000	0.00	52.74	0.00	20.72
OP 7814 - AVENUE OF THE ARTS BRIDGE POLES AND FIXTURES	Electrical Installation and Maintenance Co.	\$213,500	0.00	0.00	0.00	0.00
OP 7817 - MINNEHAHA REGIONAL PARK PLAY AREA REHABILITATION	Fitol Hintz Construction, Inc.	\$522,000	0.00	0.00	0.00	0.00
OP 7818 - PARKING LOT IMPROVEMENTS AT HIAWATHA GOLF COURSE	Bituminous Roadways, Inc.	\$283,000	13.84	4.36	0.00	0.00
OP 7821 - AVENUE OF THE ARTS BRIDGE RESTORATION	Global Specialty Contractors	\$252,423	8.90	15.33	0.00	0.00
OP 7823 - MEADOWBROOK IRRIGATION WELL	Municipal Builders, Inc.	\$486,603	0.63	1.22	0.63	1.22

Table 2 cont.

ACTIVE PROJECTS	GENERAL CONTRACTOR	CONTRACT AMOUNTS	Committed MBE Goal %	Committed WBE Goal %	Verified to Date MBE %	Verified to Date WBE %
OP 7824 - CONSTRUCTION OF A PARK MAINTENANCE BUILDING	Marge Magnuson Construction Company	\$232,000	13.10	8.71	13.10	8.71
OP 7826 - WALL FABRIC @ MCC ROOMS 203 THROUGH 208	Julius B. Nelson & Son, Inc.	\$98,975	0.00	0.00	0.00	0.00
OP 7835 - ST. MARY'S/HIAWATHA TUNNEL REHABILITATION PROJECT - PHASE 2	Engineering & Construction Innovations Inc	\$3,275,315	0.00	0.00	0.00	0.00
OP 7838 - TRAIL IMPROVEMENTS - CEDAR LAKE	Sunram Construction, Inc.	\$161,701	0.00	35.50	0.00	35.50
OP 7839 - RE-ROOFING @ 1809 WASHINGTON STREET MAINTENANCE FACILITY	Rosenquist Construction	\$282,000	0.00	0.00	0.00	0.00
OP 7842 - WEBBER NATURAL SWIMMING POOL - BATH HOUSE	LS Black Constructors	\$1,048,400	7.63	0.72	7.63	0.72
OP 7845 - INSTALLATION OF PREFORMED THERMOPLASTIC PAVEMENT MARKINGS	Sir Lines-A-Lot	\$77,884	0.00	0.00	0.00	0.00
OP 7846 - REPLACEMENT, RELOCATION & ADDITION OF OUTDOOR WARNING SIGNS (RE-BID)	Front Line Plus Fire & Rescue, Inc.	\$798,333	3.63	2.15	3.63	2.15
OP 7868 - SODIUM HYDROXIDE STORAGE AND FEED SYSTEM	Municipal Builders, Inc.	\$1,270,700	8.25	1.94	8.25	1.94
OP 7891 - RE-BID BASEMENT REHABILITATION AT FRIDLEY SOFTENING PLANT	Global Specialty Contractors	\$393,630	6.65	15.14	6.65	15.14
Orchestra Hall	Mortenson Company	\$40,500,000	4.94	14.64	5.95	13.23
Passage Community	Watson-Forsberg Co.	\$347,870	9.56	8.88	3.16	4.82
Pillsbury Lofts	Weis Builders	\$76,000,000	5.55	4.53	5.55	4.53
Rental Reclaim III	Flannery Construction	\$1,308,286	3.76	2.14	0.70	0.00
*Riverside Plaza Stabilization	Knutson Construction	\$48,357,013	10.30	14.80	11.46	16.59

Table 2 final

ACTIVE PROJECTS	GENERAL CONTRACTOR	CONTRACT AMOUNTS	Committed MBE Goal %	Committed WBE Goal %	Verified to Date MBE %	Verified to Date WBE %
Snelling Apartments - CONSTRUCTION ONLY - (aka Seward Commons Phase 2)	Watson-Forsberg Co.	\$8,886,004	9.07	6.54	9.07	6.54
Snelling Apartments (Demo)	Kamish Excavating, Inc.	\$96,564	0.00	0.00	0.00	0.00
St. Anne's Place	P & D Mechanical Contracting Co.	\$64,500	0.00	0.00	0.00	0.00
Stradford Flats	Watson-Forsberg Co.	\$4,030,000	9.46	1.05	10.20	1.49
Touchstone Supportive Housing	Watson-Forsberg Co.	\$8,059,363	7.44	7.69	7.44	7.69
West Broadway Curve	Frerich's Construction Company	\$8,973,218	10.30	7.52	10.30	7.52
TOTAL CONTRACT AMOUNTS		\$385,850,691	\$26,727,036	\$32,092,141	\$23,942,089	\$29,867,166
PERCENTAGES			6.93%	8.32%	6.21%	7.74%

Table 3 Closed Projects – Female and Minority Employment Participation

Project Name	General Contractor	Close Date	Total Projected Hours	Committed Female Hours	Committed Minority Hours	Total Achieved Project Hours	Total Achieved Female Hours	Total Achieved Minority Hours
Bii Di Gain Dash Senior Housing	Sand Companies, Inc.	2/27/2014	34,981.00	1,038.00	3,447.00	37,426.86	1,609.00	5,659.40
Calhoun Place	Morcon Construction	1/28/2014	14,199.00	894.00	2,475.00	18,016.25	901.25	2,664.25
Cleaning and Cured-in-Place Lining of 16" Drain Pipe - Re-Bid from OP 7775	IPR Northeast, LLC - OP 7802	3/31/2014	1,492.00	185.00	340.00	1,105.50	0.00	72.00
Construction of Concrete Sidewalks	Concrete Idea, Inc. - OP 7720	1/14/2014	9,600.00	48.00	2,112.00	7,197.50	0.00	2,850.25
Emergency Operations Training Facility Backup Generator	Preferred Electric - OP 7761	3/31/2014	414.00	25.00	6.00	198.50	27.50	53.00
Government Center Parking Facility Expansion Joint Repairs	A & M Construction - OP 7723	2/11/2014	868.00	76.00	321.00	945.50	28.00	183.00
Misc. Roof Repairs	SPS Infrastructure, Inc. - OP 7587	2/12/2014	2,250.00	135.00	248.00	633.00	30.50	101.50
Parking Control & Security Automation @ Fed Courthouse Ramp	Harstad Controls - OP 7725	3/31/2014	1,230.00	26.00	258.00	992.00	8.00	222.00
Penn Avenue South - Construction of - Phase I	Meyer Contracting, Inc. - OP 7742	2/13/2014	887.00	53.00	293.00	8,534.75	902.50	1,643.75
Prospect Park Station	Peer Engineering, Inc.	3/20/2014	336.00	20.00	58.00	718.00	0.00	106.50
Reconstruction of Existing Water Main Using the Cured-In-Place Pipe Lining Method	Fer-Pal Construction USA, LLC - OP 7812	3/11/2014	1,800.00	108.00	576.00	1,307.50	121.50	310.50

Project Name	General Contractor	Close Date	Total Projected Hours	Committed Female Hours	Committed Minority Hours	Total Achieved Project Hours	Total Achieved Female Hours	Total Achieved Minority Hours
Site Improvements at Sheridan Veterans Memorial Park - Re-Bid from OP 7778	Thomas and Sons Construction, Inc. - OP 7801	3/31/2014	5,656.00	13.00	12.00	2,797.00	305.00	828.01
Spirit on Lake	Eagle Construction Co., Inc.	3/26/2014	27,393.00	1,145.00	5,322.00	30,307.80	1,739.00	7,035.50
Target Center Concession Stand Renovation - General Construction Package	Construction Results Corp. – OP 7800GC	3/6/2014	900.00	0.00	0.00	2,734.75	911.75	392.00
CUMULATIVE PARTICIPATION			102,006.00	3,766.00	15,468.00	112,914.91	6,584.00	22,121.66
CITY'S EMPLOYMENT GOALS				3.69%	15.16%		5.83%	19.59%

Table 4 Closed Projects – Women and Minority Contracting SUBP Participation

Project Name	General Contractor	Final Contract Amount	Close Date	Committed MBE Goal %	Actual MBE %	Committed WBE Goal %	Actual WBE %
Bii Di Gain Dash Senior Housing	Sand Companies, Inc.	\$6,930,971	2/27/2014	1.33	3.11	5.70	6.97
Buzza Historic Lofts	Weis Builders	\$19,421,754	3/31/2014	10.40	8.44	9.30	13.88
Calhoun Place	Morcon Construction	\$2,400,000	1/28/2014	1.18	1.18	0.40	0.40
Cleaning and Cured-in-Place Lining of 16" Drain Pipe - Re-Bid from OP 7775	IPR Northeast, LLC - OP 7802	\$424,933	3/31/2014	12.00	0.00	22.00	1.11
Construction of Concrete Sidewalks	Concrete Idea, Inc. - OP 7720	\$2,750,000	1/14/2014	2.10	0.04	2.46	3.04
Emergency Operations Training Facility Backup Generator	Preferred Electric - OP 7761	\$130,000	3/31/2014	1.71	1.40	4.16	3.39
Government Center Parking Facility Expansion Joint Repairs	A & M Construction - OP 7723	\$161,190	2/11/2014	20.14	0.26	9.31	0.82
Misc Roof Repairs	SPS Infrastructure, Inc. - OP 7587	\$200,000	2/12/2014	5.25	3.05	5.00	5.00
Parking Control & Security Automation @ Fed Courthouse Ramp	Harstad Controls - OP 7725	\$504,030	3/31/2014	14.00	14.00	3.00	0.00
Penn Avenue South - Construction of - Phase I	Meyer Contracting, Inc. - OP 7742	\$1,305,000	2/13/2014	13.00	21.89	73.00	53.55
Prospect Park Station	Peer Engineering, Inc.	\$403,000	3/20/2014	0.00	0.00	0.00	0.00
Reconstruction of Existing Water Main Using the Cured-In-Place Pipe Lining Method	Fer-Pal Construction USA, LLC - OP 7812	\$466,751	3/11/2014	0.00	0.00	0.00	0.00

Table 4 final

Project Name	General Contractor	Final Contract Amount	Close Date	Committed MBE Goal %	Actual MBE %	Committed WBE Goal %	Actual WBE %
Site Improvements at Sheridan Veterans Memorial Park – Re-Bid from OP 7778	Thomas and Sons Construction, Inc. - OP 7801	\$850,000	3/31/2014	4.31	18.25	14.96	5.41
Spirit on Lake	Eagle Construction Co., Inc.	\$6,693,253	3/26/2014	10.03	9.30	8.90	13.48
Target Center Concession Stand Renovation – General Construction Package	Construction Results Corp. - OP 7800GC	\$405,384	3/6/2014	0.00	0.00	0.00	0.00
TOTAL CONTRACTS		\$43,046,266					
TOTAL PARTICIATION				7.53%	6.90%	9.51%	11.47%

Table 5 Approved / Pending Construction Projects

Project Name	General Contractor	Contract Amount	Estimated Start Timeframe Quarter
Construction Concrete Sidewalk (OP 7872)	Shafer Contracting Co., Inc.	\$3,004,000	2nd
Construction ADA Pedestrian (OP 7875)	Thomas and Sons Construction	\$1,307,495	2nd
Construction MCC - Interior Glass (OP 7885)	Empirehouse, Inc.	\$289,000	2nd
Construction MCC - Structural Steel (OP 7885)	KMH Erectors, Inc.	\$251,300	2nd
Construction MFD Stations #5 & #7 - rebid (OP 7897)	JPMI Construction	\$740,800	2nd
MCC Visitor Information Center (OP 7902)	Advance Terrazzo & Tile Co., Inc.	\$188,000	2nd
Exterior Masonry (OP 7907)	A & M Construction	\$255,300	2nd
TOTAL CONTRACTS		\$6,035,895	